



21st century jobs

independent living

engaging in civic, social & personal responsibility & thereby improving the communities in which they live

OUR CURRENT STUDENT BODY Fall 2018

Gender

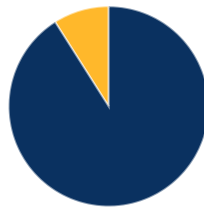
AY 2018-2019



● Male	63.7%
● Female	36.3%

Residency

AY 2018-2019



● NC	91.0%
● Out of state	9.0%

Age

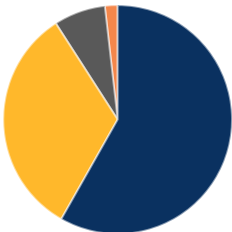
AY 2018-2019



● 18-22	69.0%
● 23-29	26.0%
● 30+	5.0%

Race/Ethnicity

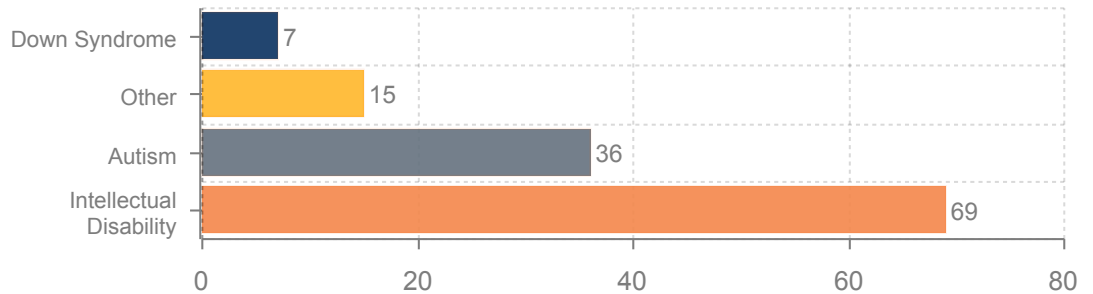
AY 2018-2019



● Caucasian	58.2%
● African American	32.7%
● Asian American	7.3%
● Hispanic	1.8%

Percentages (%) of Prevalent Disabilities

AY 2018-2019



PERFORMANCE The establishment of Beyond Academics in 2007 created a unique private-public partnership between a non-profit organization and UNCG to address a national and state void in continuing education and training for young adults with intellectual and developmental disabilities. Beyond Academics actively and continually pursues cost-effective solutions around these issues of transition.

56 students currently enrolled as of Fall 2018

66 graduates through 2018

25 enrollment slots for AY 19-20

Completion rate through 2018 graduates:

67%

Graduate Outcomes

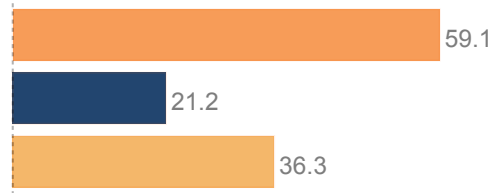
A recent national longitudinal study on the transition of young adults with intellectual and developmental disabilities after high school graduation found a low employment rate, lower wages, almost non-existent residential independence, high levels of social isolation, and increasing dependence on aging parents or siblings. **How do we compare?**

*Newman, Wagner, Knokey, Marder, et al., (2011). The post-high school outcomes of young adults up to 8 years after high school: A Report from the National Longitudinal Transition Study-2 (NLTS2) NCSERV 2011-3005. Menlo Park, CA

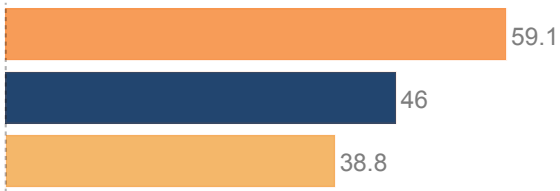
Color Key



59% Living Independently



Nearly 60% Currently Employed



Earning More

Amounts in Dollars (\$)



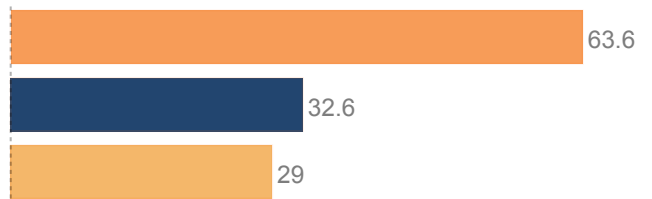
% Demonstrating Financial Tool Use

Credit Card



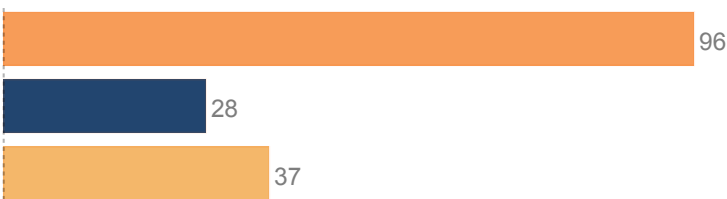
% Demonstrating Financial Tool Use

Checking Account



% Community Involvement

Community Group Participation



% Community Involvement

Registered to Vote

