

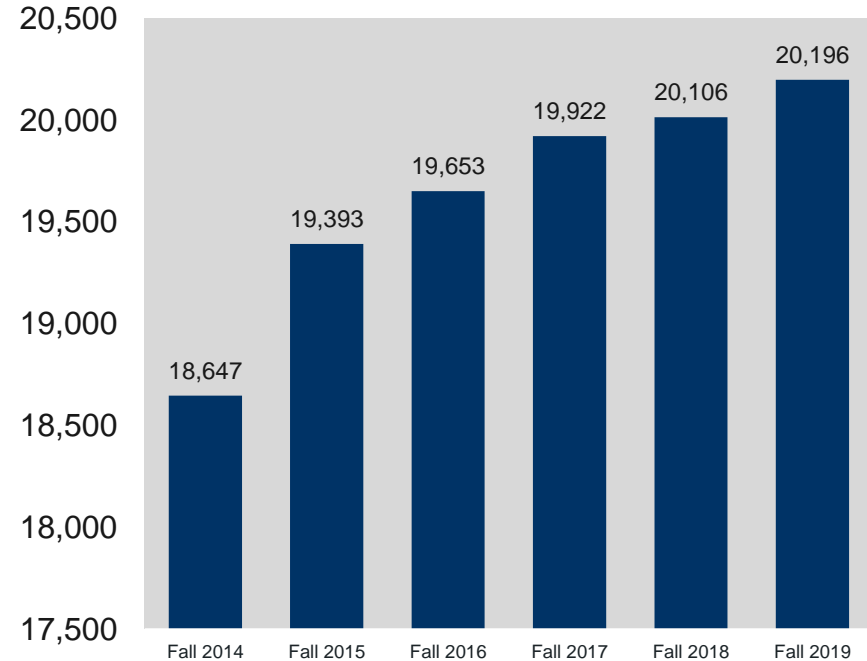
Fall 2019 Enrollment Update



UNCG Today

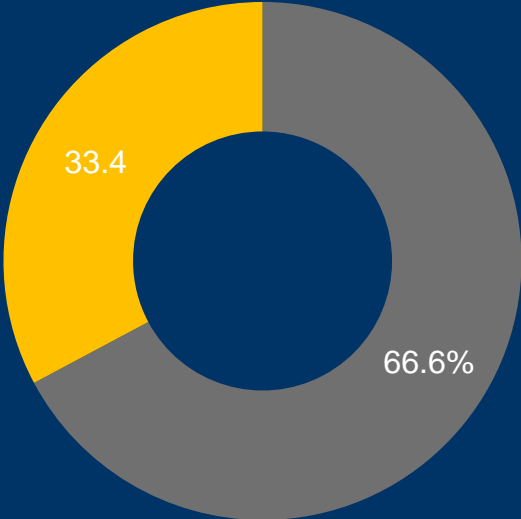
- Continued growth = 20,196 students

Total Enrollment



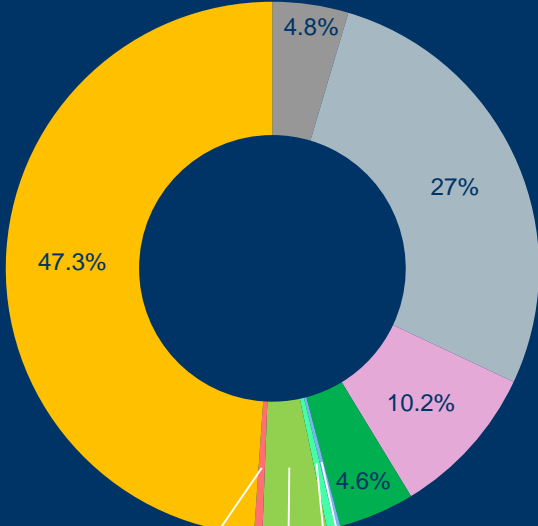
UNCG Today

Gender



■ Female ■ Male

Ethnicity



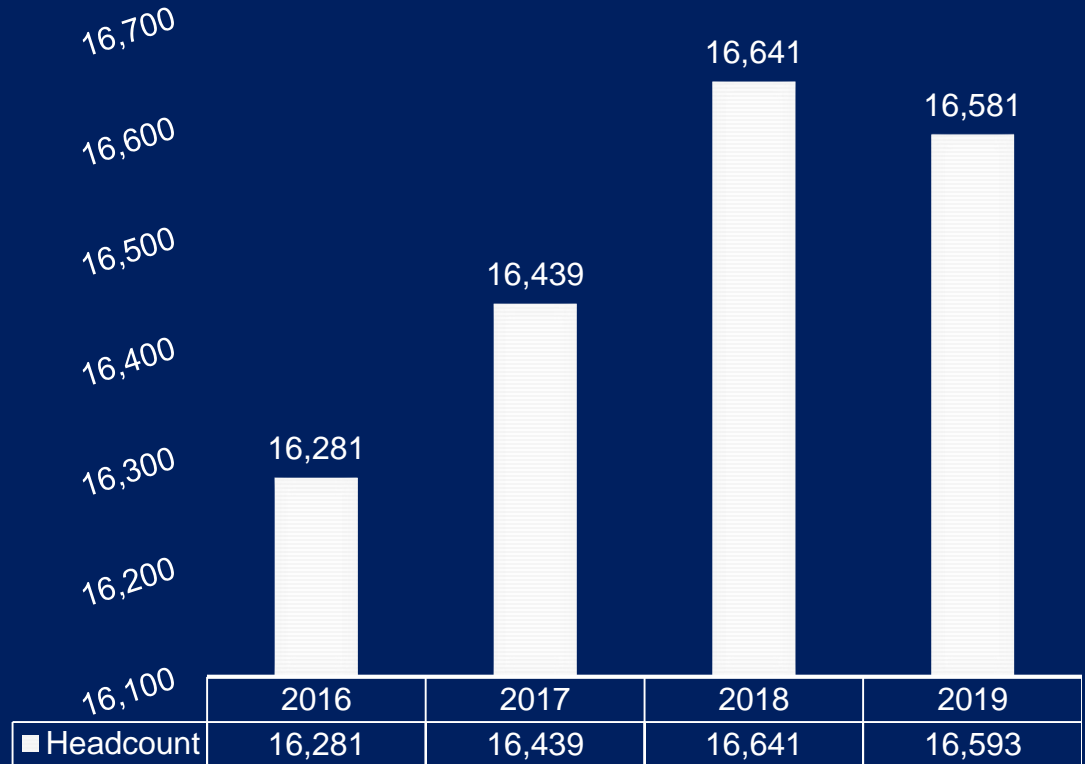
■ Asian ■ Black ■ Hispanic
■ Multiracial ■ Hawaiian/Other Island ■ Native Am./Alaskan
■ Non Resident ■ Unknown ■ White

We remain among the most diverse in the state system.

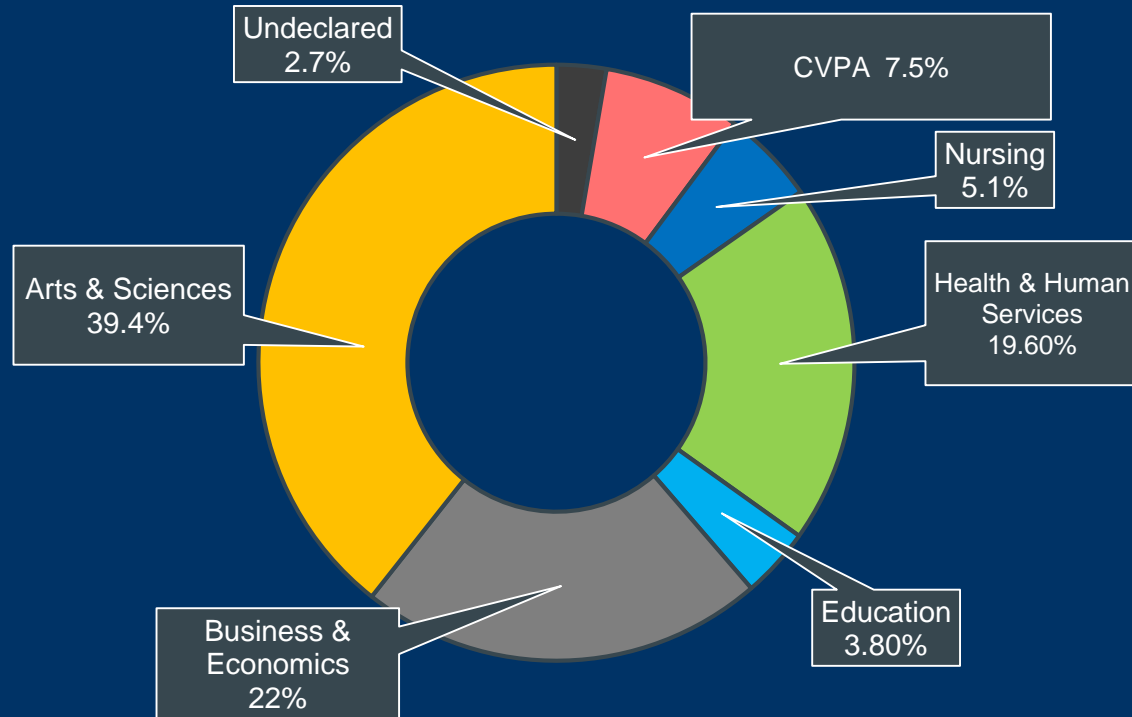
UNCG Today

Undergraduate 16,593

Undergraduate Enrollment



Undergraduate Enrollment by School/College



2019 New Undergraduate

Freshmen 2019

- 12,012 applications
- 8,150 total admitted
- 2,746 enrolled

2018

9,932
6,766
2,979

Transfers 2019

- 4,500 transfer applications
- 3,086 total admitted
- 1,880 enrolled

2018

4,508
2,879
1,913

2019 Class Profile

- **Freshmen:** 2,746
- Admitted student profile:
 - 3.6 average GPA
 - 1099 average SAT
 - 22 average ACT

Top Community College Feeders

	Apps	Offers	Confirms
GTCC	440	320	287
FTCC	232	154	126
Wake	243	177	114
ACC	168	131	105
CPCC	147	96	73
Rand	99	82	72
DCCC	95	75	60
Durham	94	70	49
Rock	48	36	31

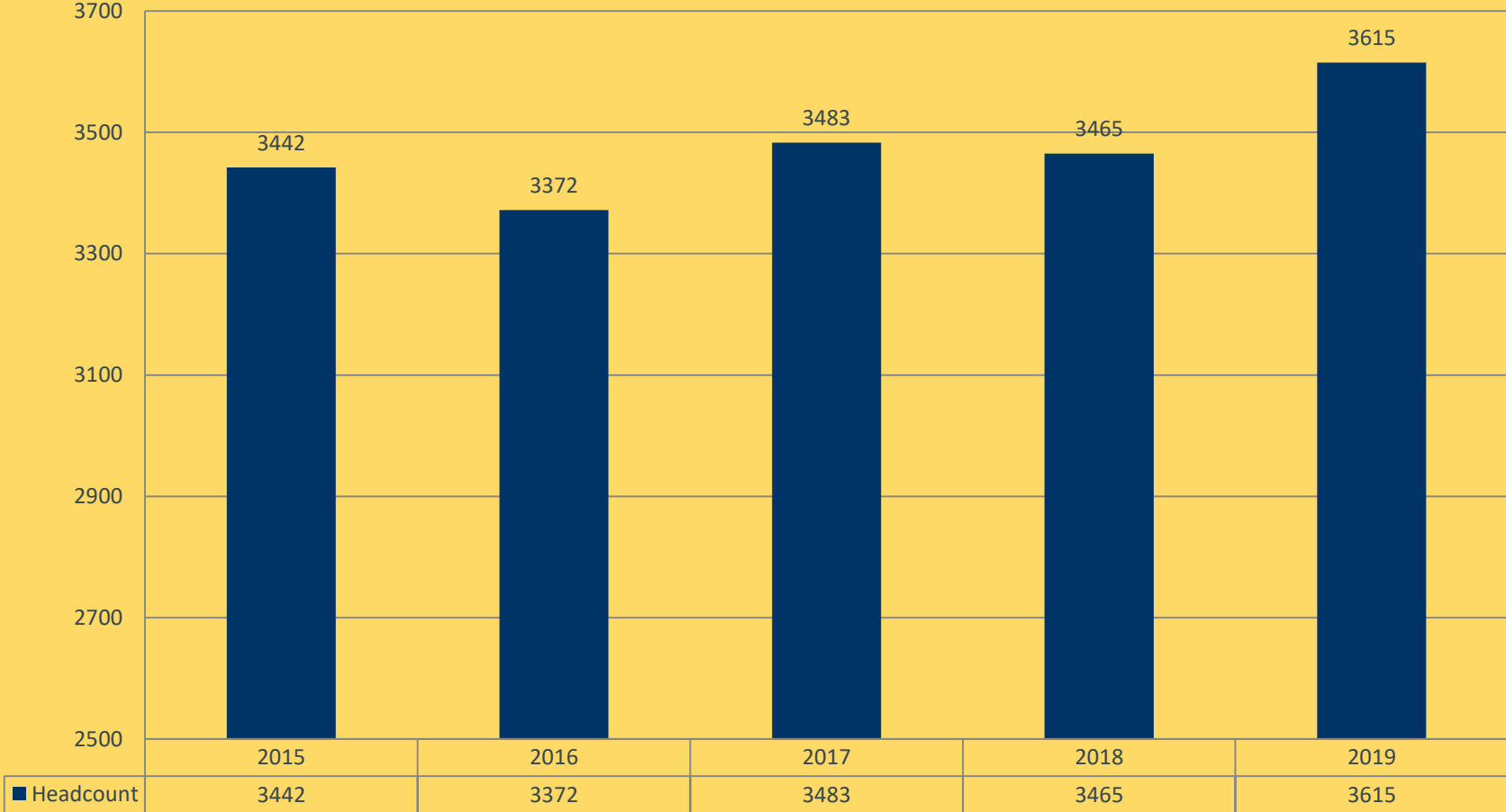
2019 Transfer Class

Transfers	#	%	% Change 2018/19
In-State	1,603	85.3 %	-1.4 %
OOS	277	14.7 %	-3.5 %

Transfer Category	#	%	% Change 2018/19
NC Comm. College	1,148	61.1 %	+ .3 %
Private	140	7.4 %	- 7.9 %
OOS	277	14.7 %	- 3.5 %
Other UNC	315	16.8 %	- 4.3 %

Graduate Enrollment

4.4% increase from 2018 to 2019



2019 Graduate School

New Programs

- PhD Business Administration
- PhD in Social Work
(offered jointly with A&T)
- MS in Informatics & Analytics
- SOE Global Pathway

Changes in Business Practices

- Holistic Admissions
- Funding Approach
- Minerva Scholars Program
- Moore Recruitment Awards
- Graduate School Fellowships
- Summer Support as Part of Recruitment Package
- Electronic Viewbook & CRM
- Aggressive International Message