



Find your way here

Tuition and Fees Committee Recommendations

November 13, 2025



Tuition and Fees Committee Roster and Charge

- The Tuition and Fees Committee consists of 12 voting members – 6 students and 6 faculty/staff
- The Tuition and Fees Committee is appointed by the Chancellor to consider **mandatory campus-based tuition and general student fee increases.**
- **What we do NOT consider:** special fees, differential tuition, health insurance fees, housing and meal plans, graduate stipends, or other fees that do not apply university-wide.



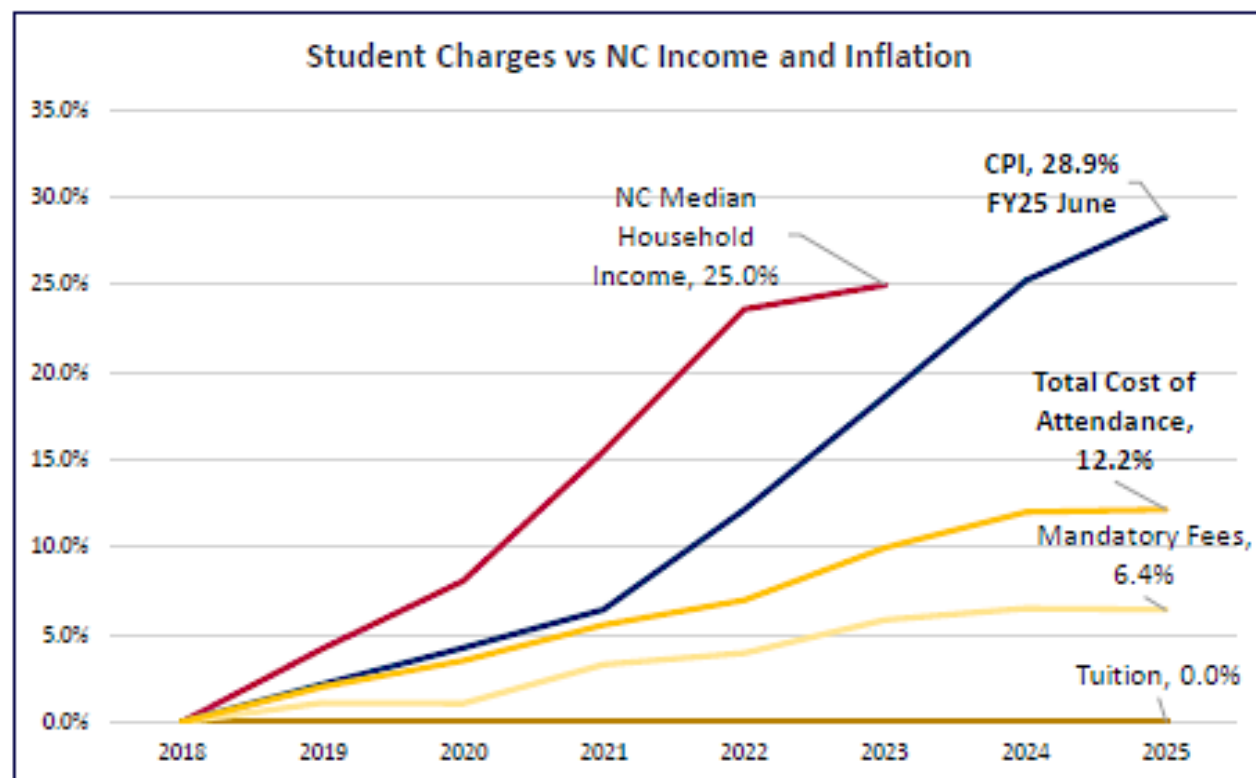
Proposed 2026-27 Tuition and Fees Instructions

Tuition	May an increase be proposed?
Undergraduate Resident	Institutions may propose increases up to 3% (only applies to newly enrolled students).
Undergraduate Nonresident	Proposals must justify both the need for the increase and why it is not expected to negatively impact enrollment. Requests may not propose using tuition revenue for financial aid.
Graduate Resident	
Graduate Nonresident	
Fees	May an increase be proposed?
Mandatory Fees (including debt service)	An increase may only be proposed if it is critical to maintaining core activities supported by the fee and must meet the fee review criteria on the subsequent slide.
	Notwithstanding to the above, increases may be proposed that are offset by a commensurate decrease to another fee.
	Total increases are subject to the 3% statutory cap.
Special Fees	An increase may only be proposed if it is critical to cover inflationary cost increases associated with an existing fee. Only well-justified proposals that meet the fee review criteria on the subsequent slide will be approved
	New fees may only be proposed for newly approved programs.
Application Fees	No



Student Costs vs Inflation

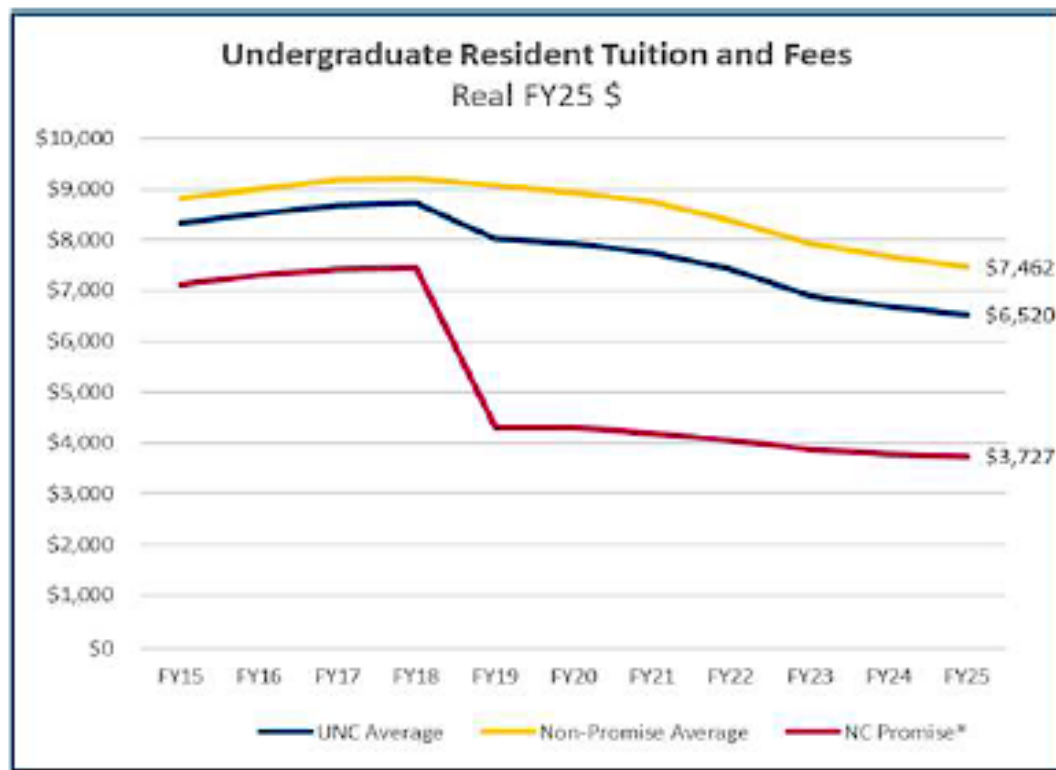
UNC System cost change vs inflation



- *The NC Promise institutions are excluded from the Tuition YoY change. The system average resident tuition decreased by 10.7% in FY19 due to NC Promise and by 3.2% in FY23 due the addition of FSU.*
- *Inflation is measured using the fiscal year average for the CPI-U (excluding food and energy).*

Resident Tuition & Fees (inflation-adjusted)

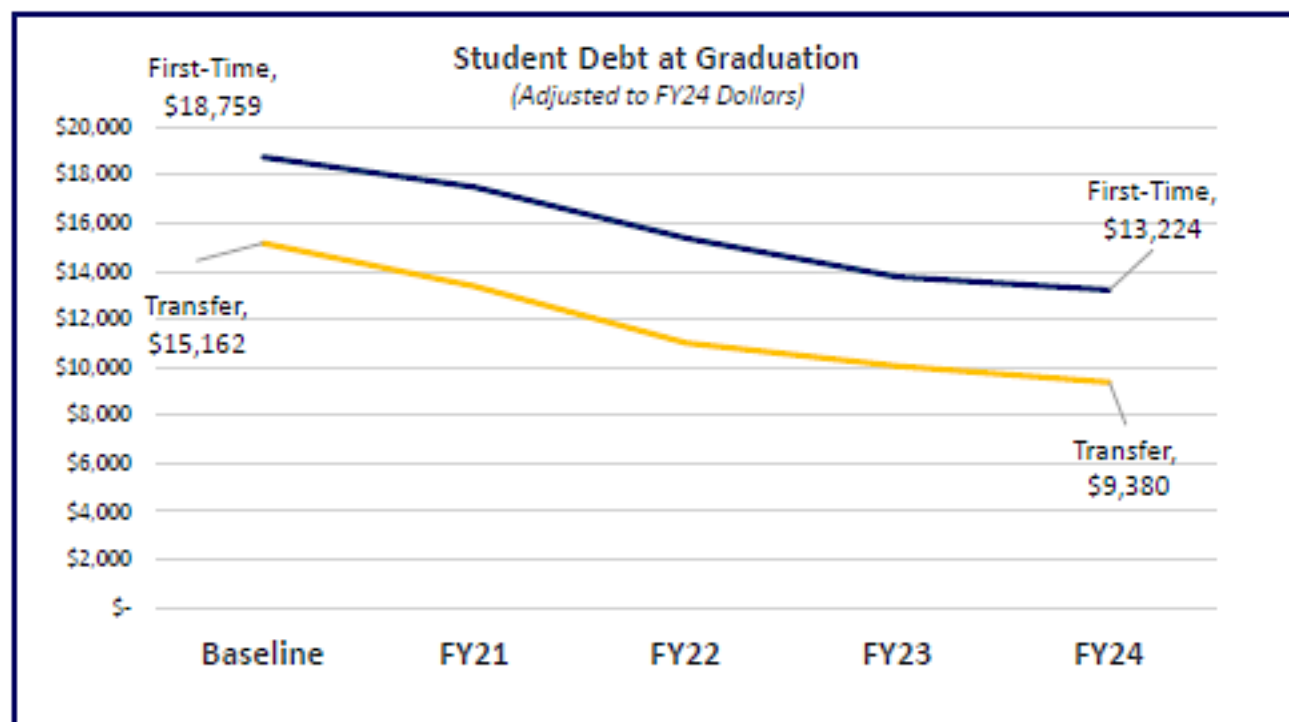
Real-dollar tuition and fee rates have fallen \$1,800 since FY15, including \$1,400 at non-Promise institutions.



- The NC Promise average excludes Fayetteville State University, which was added to the program in FY23.
- Inflation is measured using the fiscal year average for the CPI-U (excluding food and energy).

Reducing Student Debt

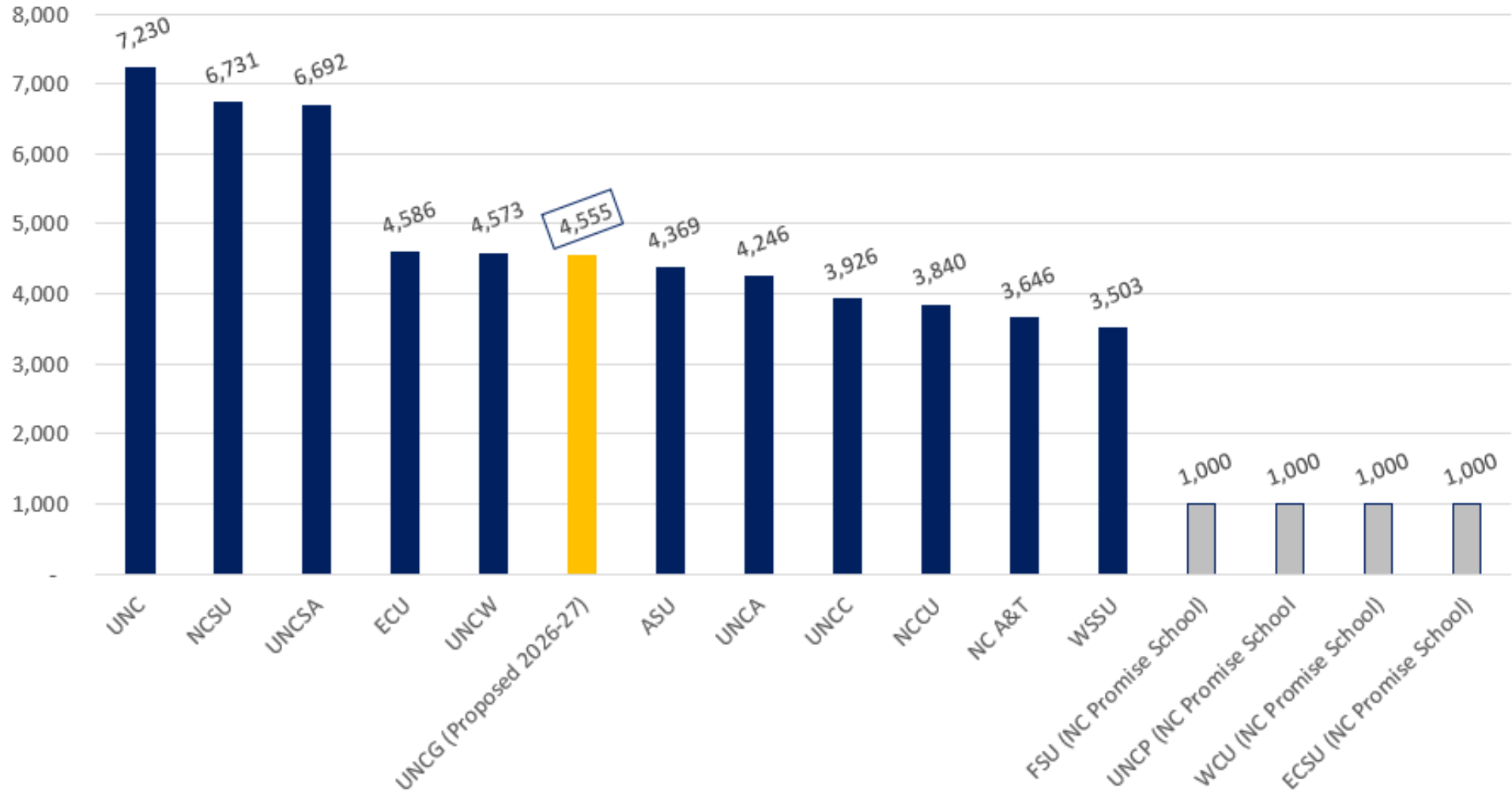
- Student Debt at Graduation fell by an average of 30% for first-time students and by an average of 38% for transfer students.
- Students that graduated in FY24 had an average debt savings of \$5,600 relative to their FY20 peers.





Find your way here

Undergraduate In-State Tuition: UNCG 2026-27 Proposed vs Others 2025-26 Approved Rates plus 3%

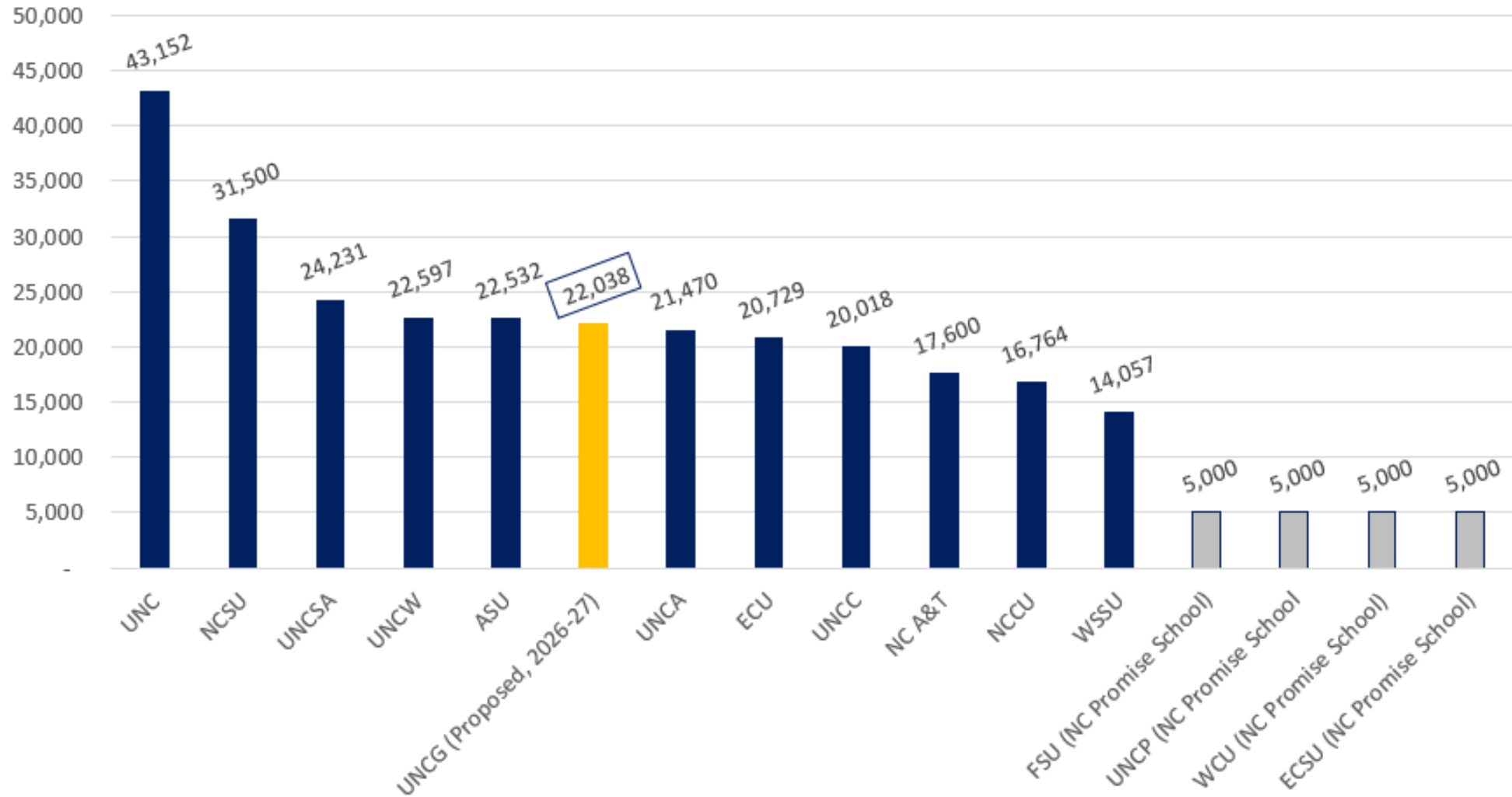


Source: [UNC System Office tuition and fees data set for 2025-26 approved rates](#)



Find your way here

Undergraduate Out-of-State Tuition: UNCG 2026-27 Proposed vs Others 2025-26 Approved Rates

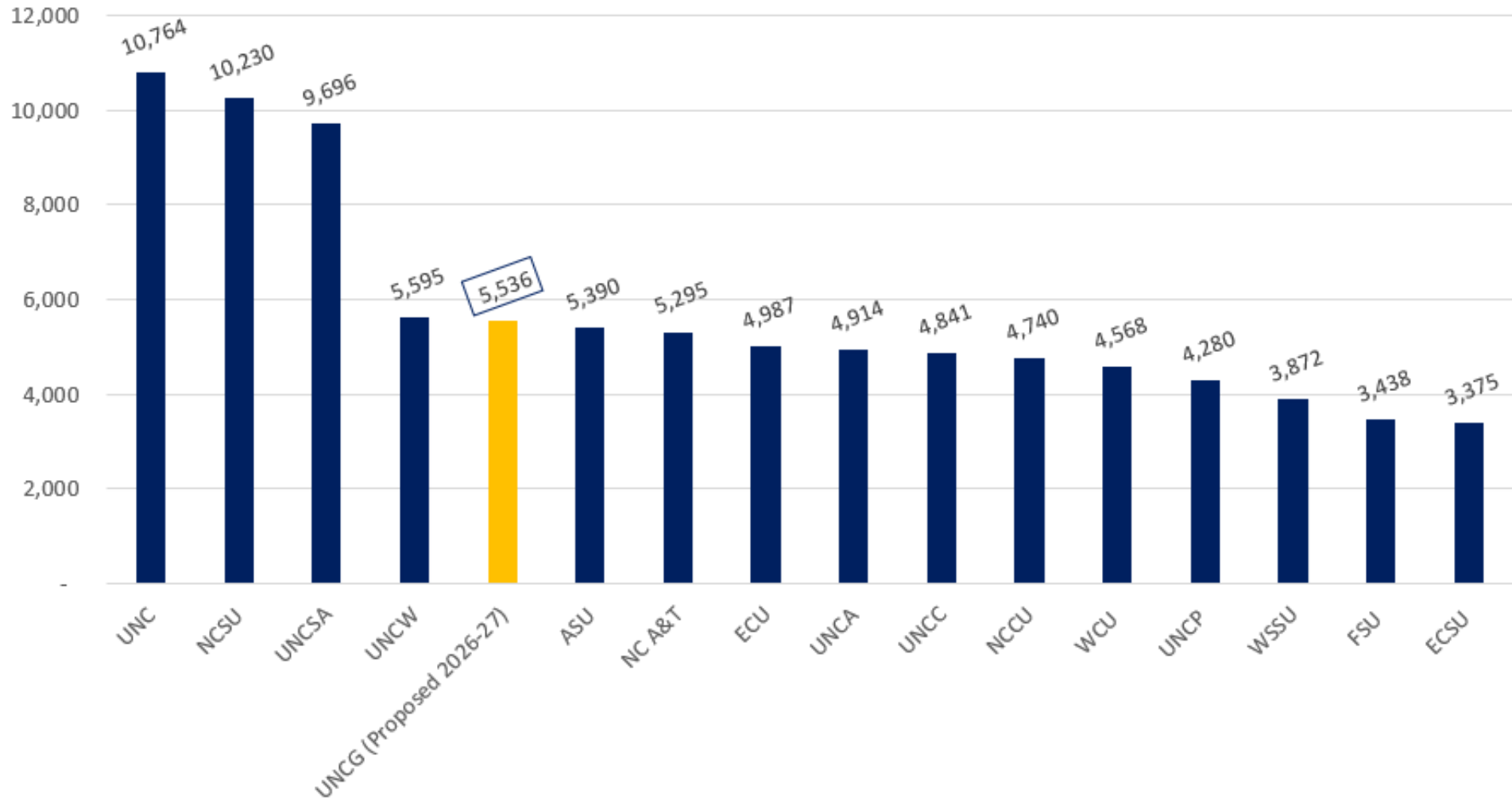


Source: [UNC System Office tuition and fees data set for 2025-26 approved rates](#)



Find your way here

Graduate In-State Tuition: UNCG 2026-27 Proposed vs Others 2025-26 Approved Rates

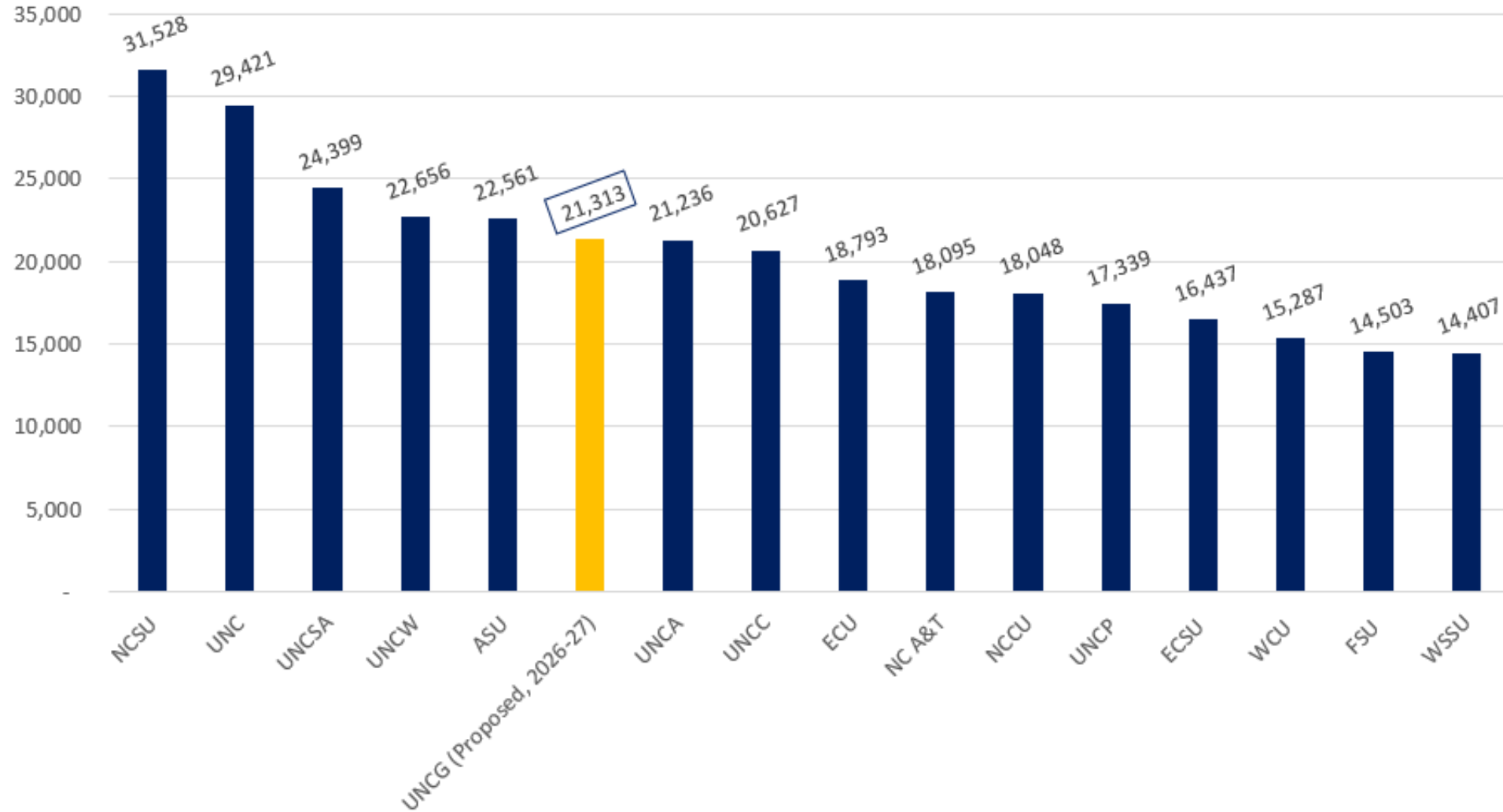


Source: [UNC System Office tuition and fees data set for 2025-26 approved rates](#)



Find your way here

Graduate Out-of-State Tuition: UNCG 2026-27 Proposed vs Others 2025-26 Approved Rates

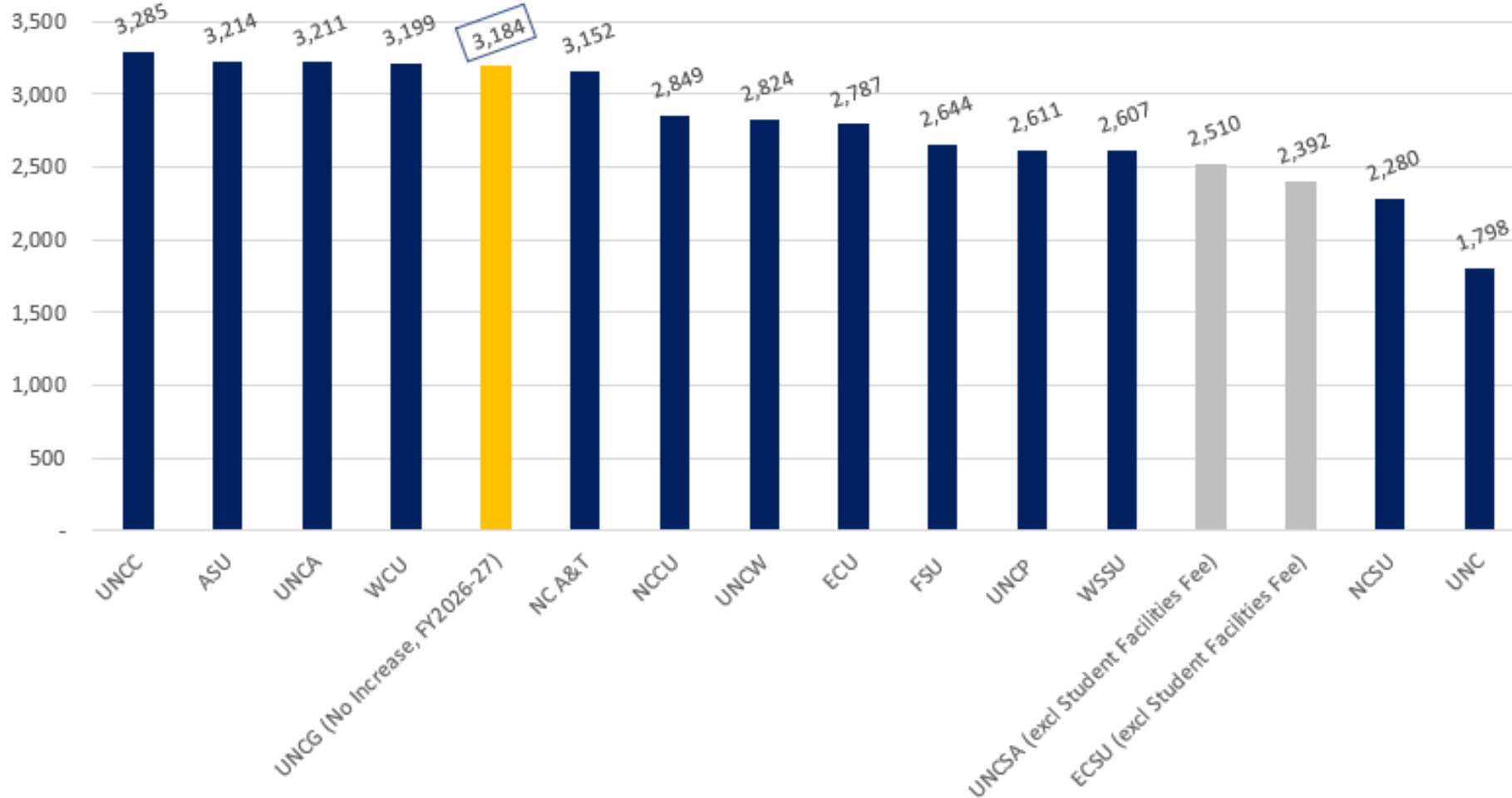


Source: [UNC System Office tuition and fees data set for 2025-26 approved rates](#)



Find your way here

Student Fees⁽¹⁾ - UNCG 2026-27 Proposed vs Others 2025-26 Approved Rates



Source: [UNC System Office tuition and fees data set for 2025-26 approved rates](#)

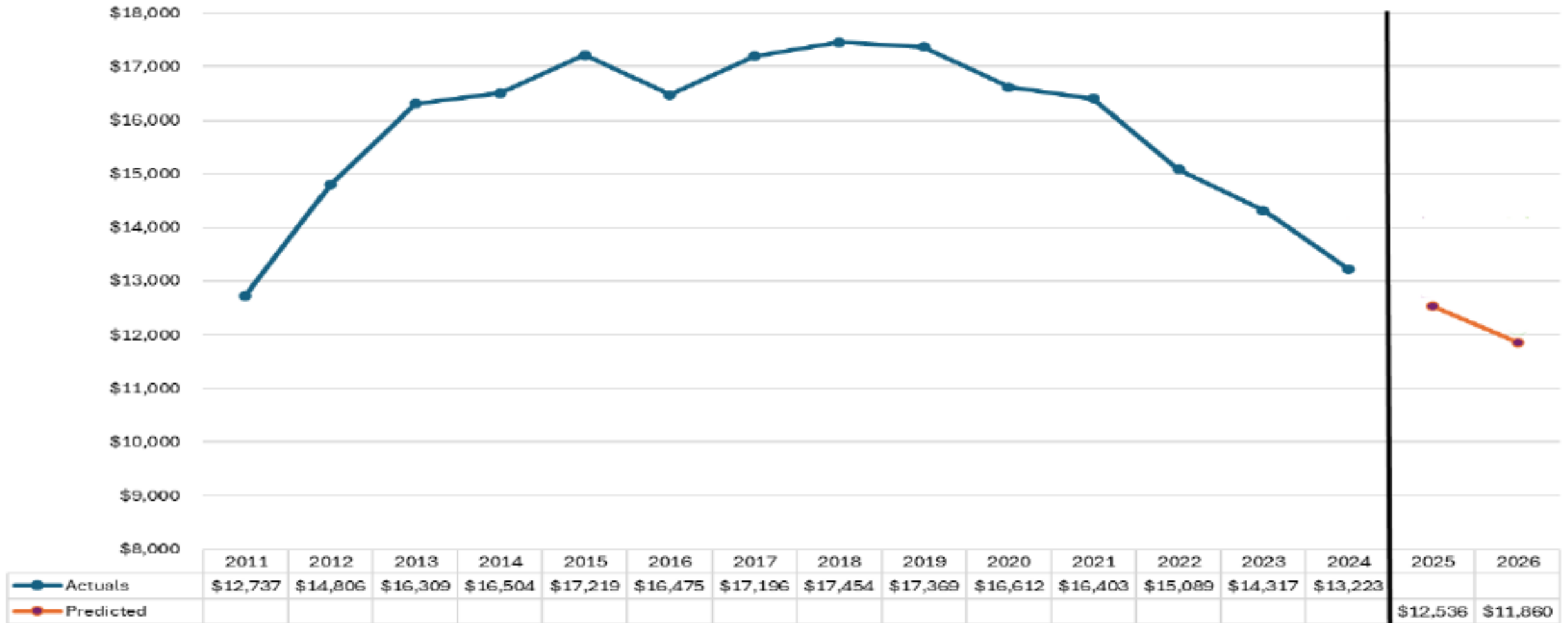
(1) Student fees include Athletic Fee, Student Activities Fee, Health Service Fee, Education & Technology Fee, Student Facilities Fee, Security Fee, & Student Government Fee.

UNCG Tuition Trends

Tuition	2020-21	2021-22	2022-23	2023-24	2024-25	2025-26	% Change (from '25 to '26)	CAGR (compound annual growth rate)
Undergraduate - Resident	\$ 4,422	\$ 4,422	\$ 4,422	\$ 4,422	\$ 4,422	\$ 4,422	0.0%	0.0%
Undergraduate - Non-Resident	19,581	19,581	19,581	20,168	20,773	21,396	3.0%	1.79%
Graduate - Resident	5,219	5,219	5,219	5,375	5,375	5,375	0.0%	0.59%
Graduate - Non-Resident	18,937	18,937	18,937	19,505	20,090	20,692	3.0%	1.79%

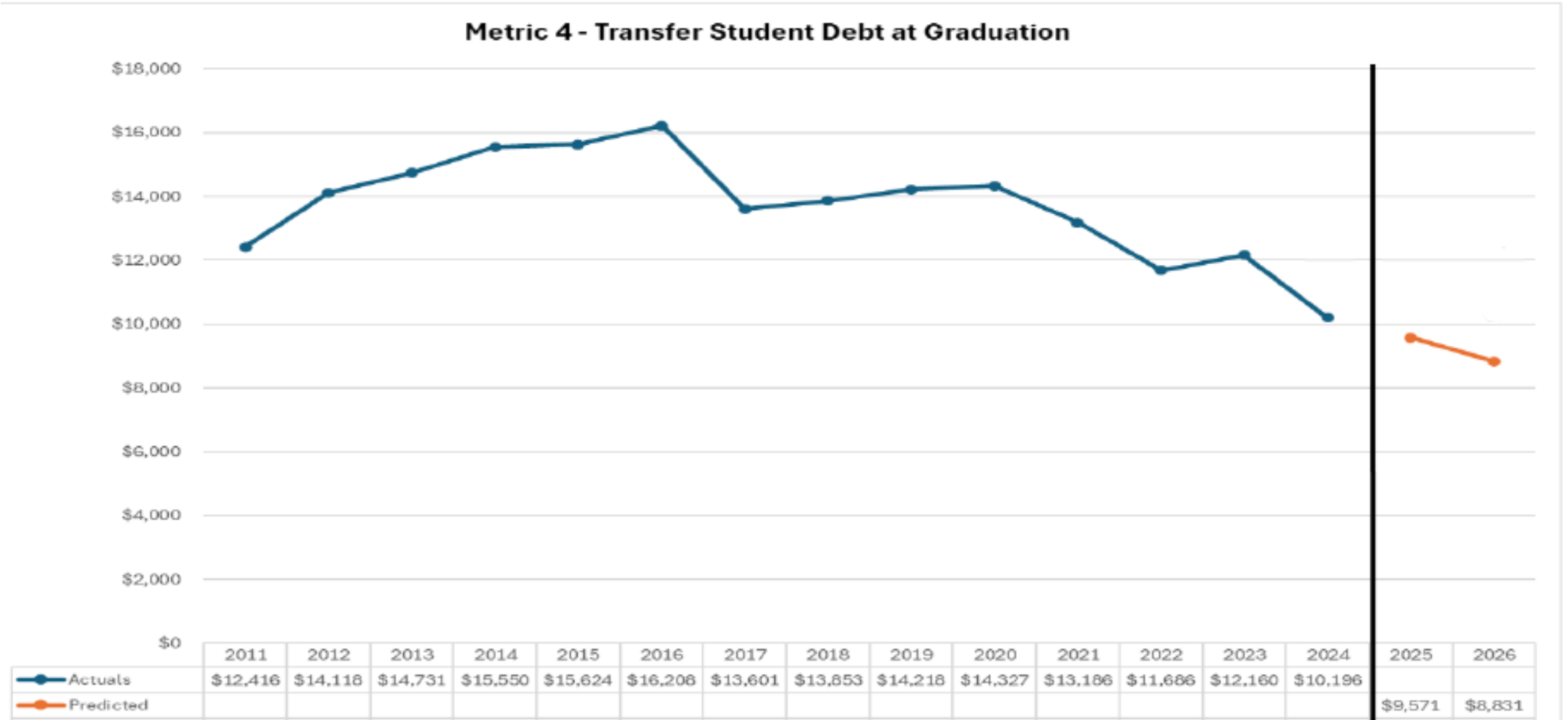
UNCG First-Time In College Student Debt

Metric 3 - First-Time Student Debt at Graduation



*From 2019-2024, FTIC average debt at graduation decreased by 24%

UNCG Transfer Student Debt



*From 2019-2024, transfer average debt at graduation decreased by 28%



Recommendation

Fees	No increase.
In State Tuition	3% increase for both undergraduate and graduate to cope with changes in inflation/CPI for necessary goods, services, and utilities in recent years.
Out of State Tuition	3% increase for both undergraduate and graduate to cope with changes in inflation/CPI for necessary goods, services, and utilities in recent years.