



Finance and Administration Committee
March 17, 2026

Action Item

FAC – 2 Selection of Designer – Quad Electrical Duct Bank Emergency Generator Connection

Background Information

The project scope is to install the duct bank life safety and optional standby power systems from the Weil/Winfield generator to the seven (7) residence halls in the Quad (Jamison, Coit, Bailey, Cotten, Hinshaw, Gray, Shaw). The scope of work includes disconnects, transfer switches, panels, etc., at the buildings. The generator was installed in 2019 and sized to accommodate the additional load. The designer is to provide the least intrusive practical design. Construction completion is to be scheduled no later than July 23, 2027.

On November 11, 2025, the BOT Finance and Administration Committee approved the request to the Board of Governors for authorization of **\$2,655,000** for this capital improvement project. The authorization was approved at the Board of Governors' January 28-29, 2026, meeting, and the project was subsequently established.

Project Cost: \$2,655,000

The University of North Carolina System website advertised the request for qualifications and letters of interest for design services for this project. Three (3) firms submitted letters of interest, zero (0) from Guilford County.

The Designer Selection Committee reviewed the letters of interest and invited three (3) firms to interview on March 9, 2026, to present their qualifications and recommend the following in ranking order.

1. Wiley | Wilson, Raleigh, NC
2. DSA Engineering, PC, Durham, NC
3. Sigma Engineered Solutions, PC, Raleigh, NC


The firm of Wiley | Wilson is recommended as the Designer for the following reasons:

1. Wiley | Wilson demonstrated the most thorough preparation and expertise as it relates specifically to the project, existing conditions, and site constraints.

2. The team presented the most comprehensive approach to risk management and cost estimating throughout the design process.
3. Wiley | Wilson was the only team that presented options on the least intrusive design for consideration and weighed factors impacting schedule and budget based on the different approaches.

Requested Action

Based on the above information, the Board of Trustees of the University of North Carolina at Greensboro approves the firm of Wiley | Wilson for the Quad Electrical Duct Bank Emergency Generator Connection project. If agreeable terms cannot be met with the recommended firm, then the Board authorizes the administration to negotiate terms with the other firms in ranking order.



Scott Milman

Interim Vice Chancellor for Finance *and* Facilities

Attachments:

- Wiley | Wilson Letter of Interest



wileywilson.com

QUAD DUCT BANK EMERGENCY GENERATOR CONNECTION

FEBRUARY 24, 2026 | SOLICITATION #287-19663P-DS

5540 Centerview Drive, Suite 311 | Raleigh, NC 27606



TABLE OF CONTENTS

TAB	PAGE
1: Completed Information Sheet	3
2: Letter of Interest	5
3: Project Team Organization Chart	7
4: Relevant Experience & Other Important Factors	9
5: Minority Business Participation Plan	15
6: Current SF-330	17

Wiley|Wilson does not discriminate on the basis of race, color, religion, sex, pregnancy, national origin, ancestry, age, disability, veteran, or any other status or condition protected by applicable federal, state or local law, with respect to recruitment, hiring, training, compensation, promotion, and other terms and conditions of employment.



TAB 1: COMPLETED INFORMATION SHEET



Information Sheet

Firm Name

HUB Certified
 If HUB, Specify Type
 Female
 American Indian
 Hispanic
 Socially & Economically Disadvantaged
 Disabled
 Asian-American
 Black

Point of Contact E-mail Address

Street Address

City State Zip Code County

Phone # Fax #

Type of Firm (e.g. Architectural, Civil Engineering, Surveying, Etc)

Consulting Firms

Architectural:	<input type="text" value="N/A"/>	<input type="checkbox"/> Check If HUB	Mechanical:	<input type="text" value="N/A"/>	<input type="checkbox"/> Check If HUB
Electrical:	<input type="text" value="N/A"/>	<input type="checkbox"/> Check If HUB	Plumbing:	<input type="text" value="N/A"/>	<input type="checkbox"/> Check If HUB
Structural:	<input type="text" value="N/A"/>	<input type="checkbox"/> Check If HUB	Civil:	<input type="text" value="N/A"/>	<input type="checkbox"/> Check If HUB
Landscape:	<input type="text" value="N/A"/>	<input type="checkbox"/> Check If HUB	Interior Design:	<input type="text" value="N/A"/>	<input type="checkbox"/> Check If HUB
Other (specify type):	<input type="text"/>				<input type="checkbox"/> Check If HUB
Other (specify type):	<input type="text"/>				<input type="checkbox"/> Check If HUB



TAB 2: LETTER OF INTEREST

February 24, 2026

Bill Chatfield
UNC Greensboro
Facilities Design & Construction
Gray Home Management House
105 Gray Drive
Greensboro, NC 27412

Re: Quad Duct Bank - Emergency Generator Connection

Dear Mr. Chatfield,

We appreciate the opportunity to present our qualifications to UNC Greensboro for the Quad Duct Bank - Emergency Generator Connection project. We are confident that the team we have assembled is well-suited for this project due to our expertise in emergency power.

Our team understands the critical nature of this project. Emergency power is crucial for the ongoing operation of your facilities and systems in the event of a blackout or campus-wide loss of power. Many of our clients require continuous power in order to function and meet the regulatory requirements within their industry. We have a strong background in completing this work for similar facilities and higher education projects and have experience with power systems projects such as generator and switchgear replacements and upgrades. We have provided professional services for a broad range of mission critical spaces, including educational buildings, fire facilities, rescue centers, sheriff/police stations, wastewater treatment plants, E-911 centers, and administrative offices.

In addition to our capable and knowledgeable team, Wiley|Wilson is a registered Professional Engineering firm in the State of North Carolina. We have been working with North Carolina clients for decades, and our design staff includes more than 30 professionals registered in the state.

We thank you for considering our qualifications and look forward to the opportunity to speak with you and the rest of the UNC Greensboro team. Should you need any additional information, please let me know.

Sincerely,



Stephen A. Bowman, PE
Raleigh Office Manager
sbowman@wileywilson.com | 919.746.8369



TAB 3: PROJECT TEAM ORGANIZATION CHART



PROJECT TEAM

To execute a project effectively requires a number of things, but of primary importance is the team selected and how well-suited its members are to the project at hand. We believe that choosing the right team and maintaining staff continuity throughout this project is a key strategy in successful completion. With that in mind, we have assembled a very capable and experienced team to collaborate with you on the project’s design and execution. Specifically, our lead personnel for this pursuit have worked on or are currently working on projects at higher education facilities. They will be available immediately upon award and will maintain consistent involvement throughout.





TAB 4: **RELEVANT EXPERIENCE & OTHER IMPORTANT FACTORS**



RELEVANT EXPERIENCE & OTHER IMPORTANT FACTORS

4.1 SPECIALIZED OR APPROPRIATE EXPERTISE IN THE TYPE OF PROJECT

Wiley|Wilson has built a broad portfolio of experience involving the design of standby power systems. Our power systems practice has grown over the past 15 years, and during that time, we have regularly designed sophisticated and complex electrical distribution systems that include switchgear automation, SCADA, and remote operation.

We have executed similar electrical distribution improvements at college campuses, Veterans Affairs Medical Center campuses, industrial campuses, and military bases. Each landscape has its own set of unique characteristics but all are situated in similar campus settings. The need for reliable and resilient electrical power is a requirement that we are very familiar with considering.

Furthermore, we also have experience working on State of North Carolina projects and understand the uniqueness of your project process as well as the specifics of managing SCO projects of this size and type.

4.2 PAST PERFORMANCE ON SIMILAR PROJECTS TO QUAD DUCT BANK

The Wiley|Wilson team is very capable of serving UNCG from both a technical standpoint and a deep understanding of how facility management teams approach projects. This is evident in the feedback that we receive from our clients. A testament to this success is our repeat client rate – *with more than 85% of our higher education business being from repeat clients* who enjoy working with us. Past performance covers many aspects of a project, including creating a technically correct design and adhering to a project’s schedule and budget. All are relevant and important to UNCG as you consider

choosing your design firm.

4.3 CURRENT WORKLOAD AND STATE PROJECTS AWARDED

UNCG’s proposed project aligns very well with our projected availability. The project team members that we have identified are expected to be available to execute the project successfully. We have several North Carolina projects underway through SCO and the University of North Carolina systems.

These projects include commissioning at NC State University for improvements to the automated electrical distribution system and an electrical upgrades design project at Gardner and Caldwell Halls. Our team is also working on three arc flash studies for the NC Department of Adult Correction along with a mechanical replacement project. Other projects are in the design stage for the NC Public Health Lab and the State Construction Office - both in Raleigh. Lastly, we are in the bid phase on a controls upgrade project at the Museum of History with the NC Department of Administration.

4.4 PROPOSED DESIGN APPROACH FOR THE PROJECT

The key to the successful execution of any project is to “plan the work, then work the plan.” You hear this simple phrase often, but it is the approach that allows us to continuously serve the clients we already have while accommodating new work and new clients.

The first step in the process is to assess all the tasks that will be required to execute the project and accurately predict the resources that will be required for each task – both skill levels and work effort levels. Once we have defined the project activities in detail (Work Breakdown Structure – WBS), we

RELEVANT EXPERIENCE & OTHER IMPORTANT FACTORS

know how much time each will take and who needs to be involved. Now that we have determined resource needs and set the WBS, it is time to coordinate the activities into a Critical Path Method (CPM) schedule. This allows us to evaluate the intersection of project needs and professional resources so that we can develop a labor plan. Each actionable project task will be planned into the CPM schedule including dependencies and available float to make a plan that meets UNCG’s desired delivery path for the design process and approvals. All critical meetings (such as charrettes and workshops) will be planned in as well as research time, field investigations, design production times, deliverables, quality control activities, and State/Local agency reviews.

A good plan is the foundation of a successful project, and it’s complemented by monitoring and measurement. The Work Breakdown will be translated into a schedule of values (SOV) that will be used both to invoice for work performed and judge progress against schedule. We will merge the SOV with the

CPM schedule to create a resource-loaded schedule that will allow us to predict labor “burn rates” and we will closely monitor this metric. If we are not completing work per schedule, (as evidenced by SOV items not being accomplished as they are scheduled) we will immediately investigate the cause to take corrective action. We will meet often with our internal team to discuss progress, identify roadblocks, and determine how to best support our team in delivering a quality project within the defined project schedule.

We will also meet with UNCG stakeholders on the same schedule and will share information about progress, any assistance we need from UNCG, and any actions that may be underway to mitigate deviations from plan, should they occur. We will execute the project transparently and will share information with the project’s consultant team using collaboration software so that stakeholders remain well-informed and engaged.





RELEVANT EXPERIENCE & OTHER IMPORTANT FACTORS

4.5 RECENT EXPERIENCE WITH PROJECT COSTS AND SCHEDULES

Cost estimating and schedule adherence have been challenging tasks in recent years due to frequent supply chain disruptions. Wiley|Wilson’s approach involves several techniques that produce accurate estimates throughout the design phase that aid in understanding a realistic project cost which aids in decision making. We utilize third party cost estimators, contractors, vendors, and the experience of our staff in lieu of RSMeans, which can be outdated in terms of current market trends.

We have found that taking a comprehensive approach to cost is the surest way to find success. The largest impact is made in the planning portion of the project. At this point, high-level estimates will be developed to determine the overall phasing of the project based on UNCG’s budget constraints. Various design concepts and equipment options will also be proposed to define the project scope more formally. Lead-time of major equipment will be of particular concern since it is often the critical path in a schedule and the reason for delays. As we move into early design, we will be looking for potential bid alternates so that the project can be appropriately segmented if the budget could potentially be exceeded. Alternatively, if the budget is healthy, then an alternate scope could contain beneficial items that might not have been included in the initial project scope. During design, we will keep in contact with potential suppliers of major equipment to monitor both equipment costs and lead-time so that there are no unexpected surprises during the bid phase. As we develop the construction schedule and equipment specifications, we will keep a constant focus on competitive bidding without compromising on technical or owner requirements.

Our experience has shown that the best indicator of reliable cost estimates is the production of clear and concise bid documents. The more detail provided as part of the design process, the “tighter” the bids will be, leading to a greater likelihood they will be in line with the project budget. Wiley|Wilson has success in this area, and we take great pride in providing value to our clients. To us, value means maximizing benefit at an acceptable cost. We consider a client’s budget as if it were our own money and take seriously the charge to control costs related to both design and construction.

As an example of project cost control, the following chart shows a representative sample of recent projects with brief descriptions, the project budgets, the bid prices, and the differentials between the two values:

Client	Project Description	Project Budget	Bid Price	Differential
East Carolina University	Steam Decentralization - Minges, Murphy, & Ward Buildings	\$2.9M	\$2.7M	-7%
James Madison University	East Campus Power Plant Phase I	\$6.2M	\$5.8M	-6%
James Madison University	Chiller Replacement	\$1.1M	\$855,521	-25.8%

4.6 CONSTRUCTION ADMINISTRATION CAPABILITIES

Wiley|Wilson’s greatest visibility as a design firm often comes during the construction phase of the project. The firm views this phase as the one where the client can realize the full benefits of a well-designed project.



RELEVANT EXPERIENCE & OTHER IMPORTANT FACTORS

Overall, Wiley|Wilson provides experienced services in the following areas of Construction Contract Administration:

- **Bidding Phase** – The Project Manager will attend a pre-bid meeting, develop meeting minutes, and be responsible for being the liaison between the client and bidders. The Project Manager will also attend the bid openings and assist in negotiations.
- **Preconstruction** – The Contract Administrator will review the final contract documents in preparation of the preconstruction conference with the winning bidder. Technical support will be provided to clarify any ambiguities that might arise during bid preparation. The General Conditions, Supplementary Conditions, and General Requirements will be reviewed with the Contractor.
- **Construction** – The Construction Contract Administration team will verify that all shop drawings have been distributed to the correct technical departments within the firm. In addition to a log of visitation activities on the site, a photographic record is often compiled and made available to the client. Upon completion of the job, the record is stored in the closed project file. Change Orders, if any, are first verified with the contractor personnel. The order is then presented to the client, through the Project Manager for approval.
- **Construction Final Stages** – The Construction Contract Administrator will observe initial required testing of all installed systems, assessing test methods and performance. The Contract Administrator will then receive, if required, mechanical and electrical systems test reports, operating and maintenance manuals any guarantees, bonds, or similar documents from the contractor for eventual delivery to the Client.
- **Final Inspection** – The Project Manager, the contractor, and the client usually conduct the final inspection. A final “punch list” will be compiled at this time for the contractor to complete prior to final approval. Following a successful inspection, the Project Manager will present a Notice of Substantial Completion to the contractor.
- **Post Construction** – Within 6 to 12 months following final payment to the contractor, the Project Manager will visit the job site and discuss the “pluses and minuses” of the facility with the client’s operating personnel. Issues such as how the facility is meeting its intended purpose and expected performance are discussed.

4.7 PROXIMITY TO AND FAMILIARITY WITH THE AREA WHERE PROJECT IS LOCATED

Work on this project will be directed from our Raleigh office. Our core electrical team has worked in the Triangle area for over 10 years and is familiar with the state codes and standards, the State Construction Manual, and the climate that drives your design conditions.

4.8 RECORD OF SUCCESSFULLY COMPLETED PROJECTS WITHOUT MAJOR LEGAL OR TECHNICAL PROBLEMS

Wiley|Wilson is committed to the success of our clients and their projects, which is why we have a long history of completing projects without legal or technical problems.



RELEVANT EXPERIENCE & OTHER IMPORTANT FACTORS

4.9 ENERGY CONSERVATION/LEED EXPERIENCE

Energy Conservation

Our recent experience with energy master planning has given us the opportunity to research and become familiar with the most recent thoughts regarding sustainable energy systems in the built environment. Our firm is also a supporting member of the International District Energy Association, a dynamic group of energy and facilities professionals who study and implement efficient means of providing energy for campuses and cities.

Our team keeps up-to-date with the newest technologies that show promise in academic campus environments. Our team members are deeply interested in moving our clients from an energy palette that depends heavily on fossil fuels toward a carbon-neutral and, eventually, fossil-fuel-free energy strategy. We are also excited about water savings and reuse strategies that can turn currently wasted water resources into commodities that can replace potable water use. Some examples of strategies that we have used with our higher education clients include:

- Thermal and electric energy storage
- Efficiency improvements
- Distribution medium optimization
- Controls modifications and temperature resets
- Water reuse – storm water capture and recycling
- Water reuse – black water capture and recycling
- Conversion from steam systems to low temperature hot water
- Heat recovery chillers
- Micro-turbines
- Chiller types and different refrigerants

- Boiler types, fuel options and emissions control equipment
- Cogeneration prime movers and various heat recovery types
- Ground-source heat sources / sinks for heat pump systems
- Renewables including solar PV, wind, alternative renewable fuels

LEED Experience

A member of the US Green Building Council (USGBC), Wiley|Wilson is familiar with LEED requirements. We work with clients to include sustainability and green concepts through an integrated design approach and to design the project to achieve the desired sustainability goal. Wiley|Wilson personnel have attended Green Building Council training sessions, and personnel in all design disciplines are knowledgeable of the Green Building Council concepts.

We currently have 20 LEED certified professionals on our team, and our LEED Certified portfolio consists of three projects that are Silver Certified.



TAB 5: **MINORITY BUSINESS PARTICIPATION PLAN**

MINORITY BUSINESS PARTICIPATION PLAN

Wiley|Wilson recognizes UNCG 's goals to encourage the participation of Historically Underutilized designers, contractors, and vendors and to assist in increasing their success rates. We consistently prioritize advancing small business objectives. As a small business, we recognize the importance of representation in the AEC industry regarding the utilization of HUBs including Women-Owned, Minority-Owned, and Veteran-Owned firms.

We have been making a conscious effort to build relationships with HUBs with the goal of fostering and maintaining long-term partnerships. When possible, we engage minority and women-owned subconsultant firms to support our project teams with specialty services on various projects. We are continually developing relationships with a more diverse group of vendors to support and advance our company's inclusive objectives as well.





TAB 6: CURRENT SF-330

ARCHITECT - ENGINEER QUALIFICATIONS

PART I - CONTRACT-SPECIFIC QUALIFICATIONS

A. CONTRACT INFORMATION

1. TITLE AND LOCATION *(City and State)*

**Quad Duct Bank - Emergency Generator Connection
Greensboro, NC**

2. PUBLIC NOTICE DATE

2/4/2026

3. SOLICITATION OR PROJECT NUMBER

287-19663P-DS

B. ARCHITECT-ENGINEER POINT OF CONTACT

4. NAME AND TITLE

Steve Bowman, PE, Raleigh Office Manager

5. NAME OF FIRM

Wiley|Wilson

6. TELEPHONE NUMBER

919.746.8369

7. FAX NUMBER

N/A

8. E-MAIL ADDRESS

sbowman@wileywilson.com

C. PROPOSED TEAM

(Complete this section for the prime contractor and all key subcontractors)

	<i>(Check)</i>			9. FIRM NAME	10. ADDRESS	11. ROLE IN THIS CONTRACT
	PRIME	J-V PARTNER	SUBCON-TRACTOR			
a.	X			Wiley Wilson <input checked="" type="checkbox"/> CHECK IF BRANCH OFFICE	5540 Centerview Drive Suite 311 Raleigh, NC 27606	Project Oversight Project Management Electrical Engineering
b.	X			Wiley Wilson <input checked="" type="checkbox"/> CHECK IF BRANCH OFFICE	6800 Paragon Place, Suite 600 Richmond, VA 23230	Electrical Engineering Civil Engineering
c.	X			Wiley Wilson <input type="checkbox"/> CHECK IF BRANCH OFFICE	127 Nationwide Drive Lynchburg, VA 24502	Electrical Engineering
d.				<input type="checkbox"/> CHECK IF BRANCH OFFICE		
e.				<input type="checkbox"/> CHECK IF BRANCH OFFICE		
f.				<input type="checkbox"/> CHECK IF BRANCH OFFICE		

D. ORGANIZATIONAL CHART OF PROPOSED TEAM



OFFICER-IN-CHARGE

Steve Bowman, PE

PROJECT MANAGER

Chuck Niedermayer, PE

Eric Gavlek, PE

Designer of Record

Andrew Fleenor, PE

Electrical Engineer

Dillon Ouimet, EIT

Electrical Designer

Brian Bullock, PE

Civil Engineer

E. RESUMES OF KEY PERSONNEL PROPOSED FOR THIS CONTRACT
(Complete one Section E for each key person)

12. NAME Steve Bowman, PE	13. ROLE IN THIS CONTRACT Officer-In-Charge	14. YEARS EXPERIENCE	
		a. TOTAL 33	b. WITH CURRENT FIRM 26

15. FIRM NAME AND LOCATION (City and State)
Wiley|Wilson | Raleigh, North Carolina

16. EDUCATION (Degree and Specialization)
BS | Electrical Engineering

17. CURRENT PROFESSIONAL REGISTRATION (State and Discipline)
NC,SC,GA,VA,MD,DC,PA,AL,AZ | Professional Engineer

18. OTHER PROFESSIONAL QUALIFICATIONS (Publications, Organizations, Training, Awards, etc.)
Steve is an accomplished engineer with direct experience analyzing, designing, protecting, and replacing medium voltage distribution systems. His oversight throughout the contract will be invaluable, given his expertise overseeing electrical systems projects for multiple colleges and universities. He has managed many tasks administered throughout term contracts over the years.

19. RELEVANT PROJECTS

(1) TITLE AND LOCATION (City and State)	(2) YEAR COMPLETED	
	PROFESSIONAL SERVICES	CONSTRUCTION (If applicable)
North Carolina State University, Electrical Distribution Improvements Commissioning - Raleigh, NC	2025	2025
(3) BRIEF DESCRIPTION (Brief scope, size, cost, etc.) AND SPECIFIC ROLE <input checked="" type="checkbox"/> Check if project performed with current firm		
a. Officer-in-Charge: Provided oversight for commissioning services to support NC State's power systems team for a \$50M campus electrical distribution system upgrade. The project replaced most of the distribution infrastructure on the Central Campus and included 52 new pad-mounted S&C selector switches with SCADA monitoring and self-healing loop capabilities. Our team was tasked with commissioning and the overall verification of the operation of the SCADA functionality.		
North Carolina State University, Gardner & Caldwell Halls Electrical MDP Upgrades - Raleigh, NC	2024	2025
(3) BRIEF DESCRIPTION (Brief scope, size, cost, etc.) AND SPECIFIC ROLE <input checked="" type="checkbox"/> Check if project performed with current firm		
b. Officer-in-Charge: Provided oversight for electrical engineering services for the replacement of electrical service equipment in Gardner Hall and Caldwell Hall at NC State University due to the low voltage service equipment in these two buildings being sub-standard.		
East Carolina University, Electrical Switch Replacement Phase 1 Greenville, NC	2026 (Est.)	2028 (Est.)
(3) BRIEF DESCRIPTION (Brief scope, size, cost, etc.) AND SPECIFIC ROLE <input checked="" type="checkbox"/> Check if project performed with current firm		
c. Officer-In-Charge: Replacement of existing air-insulated distribution switchgear with new SF6 gas-insulated switchgear and ductbank modifications and new cabling between existing and new switchgear.		
North Carolina State University, Centennial Campus Substation Commissioning - Raleigh, NC	2026	N/A
(3) BRIEF DESCRIPTION (Brief scope, size, cost, etc.) AND SPECIFIC ROLE <input checked="" type="checkbox"/> Check if project performed with current firm		
d. Officer-in-Charge: Commissioning services for a new 230kV:23kV substation including the entire substation train from 230kV Duke Energy tap to the existing 23kV NC State Distribution Switchgears. Commissioning included bus structures, disconnect switches, 230kV circuit breaker, power transformer, relaying/control, and SCADA.		
National Institutes of Health, Emergency Generators for Chilled Water Service - Research Triangle Park, NC	2024 - Present	2028 (Est.)
(3) BRIEF DESCRIPTION (Brief scope, size, cost, etc.) AND SPECIFIC ROLE <input checked="" type="checkbox"/> Check if project performed with current firm		
e. Officer-in-Charge: Improving the campus' 13kV electrical distribution system and adding medium voltage generation capacity to support the chilled water plant in order to safeguard lab operations.		

E. RESUMES OF KEY PERSONNEL PROPOSED FOR THIS CONTRACT
(Complete one Section E for each key person)

12. NAME Chuck Niedermayer, PE	13. ROLE IN THIS CONTRACT Project Manager	14. YEARS EXPERIENCE	
		a. TOTAL 17	b. WITH CURRENT FIRM 6

15. FIRM NAME AND LOCATION (City and State)
Wiley|Wilson | Raleigh, North Carolina

16. EDUCATION (Degree and Specialization)
BS | Electrical Engineering

17. CURRENT PROFESSIONAL REGISTRATION (State and Discipline)
NC, AL, VA | Professional Engineer

18. OTHER PROFESSIONAL QUALIFICATIONS (Publications, Organizations, Training, Awards, etc.)
Chuck performs project engineering for electrical systems and field supervision on a wide variety of projects including educational facilities, government facilities, historic buildings, museums, campus distribution systems, hospitals, office buildings, and laboratories. He has completed many electrical design projects involving highly reliable, redundant power and backup power systems.

19. RELEVANT PROJECTS

	(1) TITLE AND LOCATION (City and State)	(2) YEAR COMPLETED	
		PROFESSIONAL SERVICES	CONSTRUCTION (If applicable)
a.	National Institutes of Health, Emergency Generators for Chilled Water Service - Research Triangle Park, NC	2024 - Present	2028 (Est.)
	(3) BRIEF DESCRIPTION (Brief scope, size, cost, etc.) AND SPECIFIC ROLE	<input checked="" type="checkbox"/> Check if project performed with current firm	
	Electrical Engineer: Improving the campus' 13kV electrical distribution system and adding medium voltage generation capacity to support the chilled water plant in order to safeguard lab operations.		
b.	East Carolina University, Minges Chiller Plant Cooling Tower Replacement - Greenville, NC	2026 (Est.)	2026 (Est.)
	(3) BRIEF DESCRIPTION (Brief scope, size, cost, etc.) AND SPECIFIC ROLE	<input checked="" type="checkbox"/> CHECK IF PROJECT PERFORMED WITH CURRENT FIRM	
	Electrical Engineer: Minges Coliseum complex is served by three water-cooled chillers (1,400 tons total) and (2) 600T cooling towers nearing end of life. Replacement scope for this project includes two BAC 1500 Series two-cell towers, piping reroutes, and new equalizer lines. Makeup water will be routed from the existing outdoor domestic line, and new drains provided to existing hub drain.		
c.	NAVFAC Washington, PAX Secure Weapons Facility Patuxent River, MD	2022	N/A
	(3) BRIEF DESCRIPTION (Brief scope, size, cost, etc.) AND SPECIFIC ROLE	<input checked="" type="checkbox"/> Check if project performed with current firm	
	Electrical Engineer: Provided electrical design for the construction of a new, 6,800 SF secure weapons assembly facility at Naval Air Station Patuxent River. The space will have secure rated construction, and a roll-up door High bay area. The facility includes ordinance/blast design requirements.		
d.	NAVFAC Washington, Ward Hall Renovations Annapolis, MD	Ongoing	N/A
	(3) BRIEF DESCRIPTION (Brief scope, size, cost, etc.) AND SPECIFIC ROLE	<input checked="" type="checkbox"/> Check if project performed with current firm	
	Electrical Engineer: Electrical scope includes demolish abandoned not-in-service electrical wiring and devices within mechanical spaces or serving exiting to be demolished building equipment. Provide a new UPS system redundant to the existing which shall remain, replace the buildings diesel generator which will be sized for existing and predicted demand, new/reconfigured power for new/modified mechanical equipment and systems, all light fixtures to be LED and associated lighting controls and receptacles, reconfiguration of select interior branch circuitry to support space reconfiguration, andreconfiguration of interior data/communications to support changes.		
e.	NAVFAC Washington, NRL 28 Transformer Washington, DC	2020	N/A
	(3) BRIEF DESCRIPTION (Brief scope, size, cost, etc.) AND SPECIFIC ROLE	<input checked="" type="checkbox"/> Check if project performed with current firm	
	Electrical Engineer: Provided design services and an arc flash study to replace the existing exterior transformer and switch gear in Building 28 at the Naval Research Laboratory in Washington, D.C.		

E. RESUMES OF KEY PERSONNEL PROPOSED FOR THIS CONTRACT
(Complete one Section E for each key person)

12. NAME Eric Gavlek, PE	13. ROLE IN THIS CONTRACT Designer of Record	14. YEARS EXPERIENCE	
		a. TOTAL 13	b. WITH CURRENT FIRM 13

15. FIRM NAME AND LOCATION (City and State)
Wiley|Wilson | Lynchburg, Virginia

16. EDUCATION (Degree and Specialization) 17. CURRENT PROFESSIONAL REGISTRATION (State and Discipline)
BS | Electrical Engineering **GA, NC, VA | Professional Engineer**

18. OTHER PROFESSIONAL QUALIFICATIONS (Publications, Organizations, Training, Awards, etc.)
Eric will provide value to our team through his experience in power studies. He has been involved in many different projects ranging from new design and renovation to power systems analysis which includes field data collection, system modeling, protection device coordination, and system analysis.

19. RELEVANT PROJECTS

	(1) TITLE AND LOCATION (City and State)	(2) YEAR COMPLETED	
		PROFESSIONAL SERVICES	CONSTRUCTION (If applicable)
a.	University of Richmond, 4kV to 35kV Distribution System Replacement Richmond, VA	2020	2020
	(3) BRIEF DESCRIPTION (Brief scope, size, cost, etc.) AND SPECIFIC ROLE	<input checked="" type="checkbox"/> Check if project performed with current firm	
	Electrical Engineer: Comprehensive program to replace the University's aging 4kV distribution system with a new 35kV system. Wiley Wilson scope started with feasibility studies and progressed through construction documents and construction administration of a 5-phase rollout. The system included two five-way SF6 insulated pad mount switchgears that act as the main substation and two 35kV transformer loops. The substation included a complete SEL relaying package and primary source transfer logic.		
b.	Wake Forest University, Automation Phase 2 Winston-Salem, NC	2021	N/A
	(3) BRIEF DESCRIPTION (Brief scope, size, cost, etc.) AND SPECIFIC ROLE	<input checked="" type="checkbox"/> Check if project performed with current firm	
	Electrical Engineer: Phase II of the HVDS automation feasibility study including the rollout planning for a multi-year implementation of the automation program.		
c.	Clemson University, IHR Arc Flash Analyses Clemson, SC	2021	N/A
	(3) BRIEF DESCRIPTION (Brief scope, size, cost, etc.) AND SPECIFIC ROLE	<input checked="" type="checkbox"/> Check if project performed with current firm	
	Electrical Engineer: Performed field assessment of electrical systems at the ITC Computing Center, Rich Lab, and Harris buildings.		
d.	American University, Arc Flash Buildings Phase 3 Washington, D.C.	2020	N/A
	(3) BRIEF DESCRIPTION (Brief scope, size, cost, etc.) AND SPECIFIC ROLE	<input checked="" type="checkbox"/> Check if project performed with current firm	
	Electrical Engineer: Performed arc flash hazard analysis, protective device coordination study, equipment evaluation, and condition assessments for eleven existing buildings on AU's main campus.		
e.	Wake Forest University, Cherry St. Substation Replacement Winston-Salem, NC	2023	N/A
	(3) BRIEF DESCRIPTION (Brief scope, size, cost, etc.) AND SPECIFIC ROLE	<input checked="" type="checkbox"/> Check if project performed with current firm	
	Project Manager: Design services for the replacement of the Wake Forest Cherry Street Substation. The project involved replacing the individual switchgear units with a metal-clad vacuum circuit breaker lineup with main-tie-main functionality and provisions for SCADA connection and future automation as part of a self-healing loops scheme.		

E. RESUMES OF KEY PERSONNEL PROPOSED FOR THIS CONTRACT
(Complete one Section E for each key person)

12. NAME Andrew Fleenor, PE	13. ROLE IN THIS CONTRACT Electrical Engineer	14. YEARS EXPERIENCE	
		a. TOTAL 15	b. WITH CURRENT FIRM 7

15. FIRM NAME AND LOCATION (City and State)
Wiley|Wilson | Richmond, Virginia

16. EDUCATION (Degree and Specialization) 17. CURRENT PROFESSIONAL REGISTRATION (State and Discipline)
BS | Electrical and Computer Engineering NC, NY, VA | Professional Engineer

18. OTHER PROFESSIONAL QUALIFICATIONS (Publications, Organizations, Training, Awards, etc.)
Andrew is a professional engineer who combines a broad technical knowledge with strong interpersonal and teamwork skills to provide excellent service to clients. He has experience in both the consulting engineering and utility industries. Andrew's portfolio includes many projects completed in the higher education sector.

19. RELEVANT PROJECTS

	(1) TITLE AND LOCATION (City and State)	(2) YEAR COMPLETED	
		PROFESSIONAL SERVICES	CONSTRUCTION (If applicable)
a.	North Carolina Dept. of Administration, Museum of History HVAC Controls Upgrade - Raleigh, NC	2023	2024
	(3) BRIEF DESCRIPTION (Brief scope, size, cost, etc.) AND SPECIFIC ROLE	<input checked="" type="checkbox"/> Check if project performed with current firm	
	Electrical Engineer: Replacement of the 30-year-old obsolete Network 8000 building automation system serving the Museum of History with a new DDC control system that will seamlessly integrate with one of the building's current automation systems to allow for remote alarming, trending, monitoring, and controllability from one of DOA's existing automation platforms..		
b.	Marine Corps Base Camp Lejeune Electrical Distribution Phase 2 Design - Jacksonville, NC	2022	2022
	(3) BRIEF DESCRIPTION (Brief scope, size, cost, etc.) AND SPECIFIC ROLE	<input checked="" type="checkbox"/> Check if project performed with current firm	
	Electrical Engineer: Design to repair significant damage to the 12kV electrical distribution system at Marine Corps Base Camp Lejeune due to hurricane damage. Several areas of the base saw lengthy outages for multiple days that were a result of a lack of generator power at the base buildings.		
c.	East Carolina University, College Hill Steam Line Replacement Greenville, NC	2018	2019
	(3) BRIEF DESCRIPTION (Brief scope, size, cost, etc.) AND SPECIFIC ROLE	<input checked="" type="checkbox"/> Check if project performed with current firm	
	Electrical Engineer: Replacement of the underground steam and condensate piping at East Carolina University's main campus from Manhole CH30 to Tyler Hall.		
d.	Virginia Commonwealth University, Founders Hall Chiller Replacement - Richmond, VA	2023	N/A
	(3) BRIEF DESCRIPTION (Brief scope, size, cost, etc.) AND SPECIFIC ROLE	<input checked="" type="checkbox"/> Check if project performed with current firm	
	Electrical Engineer: Replacement of an air-cooled chiller at the Founders Hall building on campus. Performed field investigations to verify existing conditions and prepared design documents to replace the air-cooled chiller, associated piping and pipe stands, and associated chilled water equipment.		
e.	Virginia Commonwealth University, Bowe Street Deck Chiller Replacement - Richmond, VA	2024	N/A
	(3) BRIEF DESCRIPTION (Brief scope, size, cost, etc.) AND SPECIFIC ROLE	<input checked="" type="checkbox"/> Check if project performed with current firm	
	Electrical Engineer: Performed field investigations to verify existing conditions and prepared design documents to replace the air-cooled chiller, associated piping and pipe stands, and chilled water accessories. Roof repairs were performed where there were new pipe stands and to accommodate any chiller rail modifications.		

E. RESUMES OF KEY PERSONNEL PROPOSED FOR THIS CONTRACT
(Complete one Section E for each key person)

12. NAME Dillon Ouimet, EIT	13. ROLE IN THIS CONTRACT Electrical Designer	14. YEARS EXPERIENCE	
		a. TOTAL 4	b. WITH CURRENT FIRM 2

15. FIRM NAME AND LOCATION (City and State)
Wiley|Wilson | Raleigh, North Carolina

16. EDUCATION (Degree and Specialization) BS Electrical Engineering MS Electrical Engineering	17. CURRENT PROFESSIONAL REGISTRATION (State and Discipline) Electrical Designer
---	--

18. OTHER PROFESSIONAL QUALIFICATIONS (Publications, Organizations, Training, Awards, etc.)
Dillon is a skilled engineer-in-training with hands-on experience in power system analysis, arc flash studies, and the design and implementation of power and control systems.

19. RELEVANT PROJECTS

	(1) TITLE AND LOCATION (City and State)	(2) YEAR COMPLETED	
		PROFESSIONAL SERVICES	CONSTRUCTION (If applicable)
a.	North Carolina State University, Electrical Distribution Improvements Commissioning - Raleigh, NC	2025	2025
	(3) BRIEF DESCRIPTION (Brief scope, size, cost, etc.) AND SPECIFIC ROLE	<input checked="" type="checkbox"/> Check if project performed with current firm	
	Electrical Designer: Management for commissioning services to support NC State's power systems team for a \$50M campus electrical distribution system upgrade. The project replaced most of the distribution infrastructure on the Central Campus and included 52 new pad-mounted S&C selector switches with SCADA monitoring and self-healing loop capabilities. Our team was tasked with commissioning and the overall verification of the operation of the SCADA functionality.		
b.	National Institutes of Health, Emergency Generators for Chilled Water Service - Research Triangle Park, NC	2024 - Present	2028 (Est.)
	(3) BRIEF DESCRIPTION (Brief scope, size, cost, etc.) AND SPECIFIC ROLE	<input checked="" type="checkbox"/> Check if project performed with current firm	
	Electrical Designer: Improving the campus' 13kV electrical distribution system and adding medium voltage generation capacity to support the chilled water plant in order to safeguard lab operations.		
c.	North Carolina State University, Gardner/Caldwell Halls Electrical MEP Upgrades - Raleigh, NC	2024	2025
	(3) BRIEF DESCRIPTION (Brief scope, size, cost, etc.) AND SPECIFIC ROLE	<input checked="" type="checkbox"/> Check if project performed with current firm	
	Electrical Designer: Replacement of electrical service equipment in Gardner Hall and Caldwell Hall. This project is tied to the schedule for the larger Electrical Distribution Upgrade project due to University concerns that the low voltage service equipment in these two buildings are sub-standard.		
d.	East Carolina University, Electrical Switch Replacement Phase 1 Greenville, NC	2026 (Est.)	2028 (Est.)
	(3) BRIEF DESCRIPTION (Brief scope, size, cost, etc.) AND SPECIFIC ROLE	<input checked="" type="checkbox"/> Check if project performed with current firm	
	Electrical Designer: Replacement of existing air-insulated distribution switchgear with new SF6 gas-insulated switchgear and ductbank modifications and new cabling between existing and new switchgear.		
e.	Arc Flash Study for Anson Correctional Institution Polkton, NC	2024	N/A
	(3) BRIEF DESCRIPTION (Brief scope, size, cost, etc.) AND SPECIFIC ROLE	<input checked="" type="checkbox"/> Check if project performed with current firm	
	Electrical Designer: Completed quality control of SKM models to ensure that short circuit and coordination review of the Anson Correctional Institution was done accurately.		

E. RESUMES OF KEY PERSONNEL PROPOSED FOR THIS CONTRACT
(Complete one Section E for each key person)

12. NAME Brian Bullock, PE	13. ROLE IN THIS CONTRACT Civil Engineer	14. YEARS EXPERIENCE	
		a. TOTAL 13	b. WITH CURRENT FIRM 9

15. FIRM NAME AND LOCATION (City and State)
Wiley|Wilson | Richmond, Virginia

16. EDUCATION (Degree and Specialization)
BS | Civil Engineering

17. CURRENT PROFESSIONAL REGISTRATION (State and Discipline)
FL, MD, NC, VA, WY | Professional Engineer

18. OTHER PROFESSIONAL QUALIFICATIONS (Publications, Organizations, Training, Awards, etc.)
Brian's design experience includes site development, utility layout and profiling, erosion and sediment control, grading, stormwater management, LEED compliance, and cost estimating. His technical skills include AutoCAD Civil 3D, HydroCAD, GeoPak, CulvertSoft, SWMsoft, Microstation, TRANSPORT PES. He is experienced and knowledgeable in the regulatory requirements and permitting process, as well as the Unified Facilities Criteria standards for DoD facilities. Brian has been involved with numerous design/build projects requiring close collaboration with the construction team.

19. RELEVANT PROJECTS

	(1) TITLE AND LOCATION (City and State)	(2) YEAR COMPLETED	
		PROFESSIONAL SERVICES	CONSTRUCTION (If applicable)
a.	National Institutes of Health, Emergency Generators for Chilled Water Service - Research Triangle Park, NC	2024 - Present	2028 (Est.)
	(3) BRIEF DESCRIPTION (Brief scope, size, cost, etc.) AND SPECIFIC ROLE	<input checked="" type="checkbox"/> Check if project performed with current firm	
	Civil Engineer: Improving the campus' 13kV electrical distribution system and adding medium voltage generation capacity to support the chilled water plant in order to safeguard lab operations.		
b.	NAVFAC Washington, P-001 Master Clock Facility Naval Observatory - Washington, DC	2019	Ongoing
	(3) BRIEF DESCRIPTION (Brief scope, size, cost, etc.) AND SPECIFIC ROLE	<input checked="" type="checkbox"/> CHECK IF PROJECT PERFORMED WITH CURRENT FIRM	
	Civil Engineer: Provided civil site layout and design, grading, drainage, erosion and sediment control, for the master clock facility, missions operations center, Earth Orientation Parameter Center, conversion of a 3-story facility into administration, data processing and lab space, conversion of a low-rise facility into an optics lab, and conversion of a 2-story facility into an optics lab and admin space.		
c.	NAVFAC Mid-Atlantic, Repair B127 HVAC, Electrical Dist. & Fire Protection Systems, NAS Oceana, Dam Neck Annex, VA	2021	2022
	(3) BRIEF DESCRIPTION (Brief scope, size, cost, etc.) AND SPECIFIC ROLE	<input checked="" type="checkbox"/> CHECK IF PROJECT PERFORMED WITH CURRENT FIRM	
	Civil Engineer: Provided civil site layout and design for the Design-build project for repairs and replacement of HVAC equipment and perform modifications to the electrical distribution and fire protection systems within the occupied building.		
d.	USACE Baltimore, RFP for the D/B Acquisition of Building 2234 Renovations, Fort Meade, MD	2024	Ongoing
	(3) BRIEF DESCRIPTION (Brief scope, size, cost, etc.) AND SPECIFIC ROLE	<input checked="" type="checkbox"/> CHECK IF PROJECT PERFORMED WITH CURRENT FIRM	
	Civil Engineer: Updated to the 2018 Design-Build RFP to align with the heightened security standards necessary for INSCOM's operations. The updated RFP reflects the latest in SCIF design standards, including physical, acoustic, visual controls, access control systems, intrusion detection systems, and TEMPEST security measures to ensure the integrity of sensitive information.		
e.	USACE Baltimore, Site C Security Upgrades Raven Rock Mountain Complex, PA	2019	2022
	(3) BRIEF DESCRIPTION (Brief scope, size, cost, etc.) AND SPECIFIC ROLE	<input checked="" type="checkbox"/> CHECK IF PROJECT PERFORMED WITH CURRENT FIRM	
	Civil Engineer: Constructed an access control point, upgrades to a driveway/service road to meet Maryland State Highway Administration standards within a 45-foot right-of-way, a 20 vehicle parking area, a fuel reception, and fuel storage facility that will support this remote site in accordance with the Department of Defense Uniform Facilities Criteria and Washington Headquarters Service regulations, and demolition and replacement of an existing visitor processing center including screening equipment.		

F. EXAMPLES OF PROJECTS WHICH BEST ILLUSTRATE PROPOSED TEAM'S QUALIFICATIONS FOR THIS CONTRACT
(Present as many projects as requested by the agency, or 10 projects, if not specified. Complete one Section F for each project.)

20. EXAMPLE PROJECT KEY NO.

1

21. TITLE AND LOCATION *(City and State)*

National Institutes of Health, Emergency Generators for Chilled Water Service - Research Triangle Park, North Carolina

22. YEAR COMPLETED

PROFESSIONAL SERVICES
2024 - Present

CONSTRUCTION *(If applicable)*
2028 (Est.)

23. PROJECT OWNER'S INFORMATION

a. PROJECT OWNER

National Institutes of Health

b. POINT OF CONTACT NAME

Derek Grotheer

c. POINT OF CONTACT TELEPHONE NUMBER | EMAIL

984.287.4367 | derek.grotheer@nih.gov

24. BRIEF DESCRIPTION OF PROJECT AND RELEVANCE TO THIS CONTRACT *(Include scope, size, and cost)*

The National Institutes of Health operates a number of institutes around the U.S. The National Institute of Environmental Health Sciences (NIEHS) is located in Research Triangle Park and their objective for this project is to safeguard their laboratory operations by improving the campus' 13kV electrical distribution system and adding medium voltage generation capacity to support their chilled water plant. Wiley|Wilson is providing design services for this project in conjunction with ECC in a design-build project delivery method. The overall project scope consists of the following:

- Construction of a new generator yard immediately adjacent to the chiller plant
- Addition of new 15kV class paralleling switchgear for generator interconnection
- Addition of two 2MW diesel generators
- Provision for an additional two 2MW diesel generators
- Coordination with Duke Energy to ensure parallel operations are permitted
- Replacement of existing 15kV class switchgear inside the chiller plant
- Design of electrical distribution protection, controls, & automation scheme

Because of the design-build delivery, we have worked closely with NIH and ECC to develop a project phasing approach that enables site work to begin as soon as possible and allows parts of the infrastructure to be constructed early to support NIH operations. Our phasing plan also had to accommodate the reality that some of our major equipment (including generators and paralleling switchgear) have lengthy lead times and will need to be interconnected later in the overall construction schedule. The phasing plan also had to take into account NIH's functional requirements to maintain chilled water production to critical laboratory operations at various times of the calendar year.



25. FIRMS FROM SECTION C INVOLVED WITH THIS PROJECT

	(1) FIRM NAME	(2) FIRM LOCATION <i>(City and State)</i>	(3) ROLE
a.	Wiley Wilson	Raleigh, NC	Mechanical Engineering, Electrical Engineering, Structural Engineering, Survey, Telecommunications

F. EXAMPLES OF PROJECTS WHICH BEST ILLUSTRATE PROPOSED TEAM'S QUALIFICATIONS FOR THIS CONTRACT

(Present as many projects as requested by the agency, or 10 projects, if not specified. Complete one Section F for each project.)

20. EXAMPLE PROJECT KEY NO.

2

21. TITLE AND LOCATION <i>(City and State)</i> Sitter & Barfoot Veterans Care Centers Generator Replacement Richmond, Virginia	22. YEAR COMPLETED PROFESSIONAL SERVICES CONSTRUCTION <i>(If applicable)</i> 2019 2020	
--	--	--

23. PROJECT OWNER'S INFORMATION

a. PROJECT OWNER Virginia Department of General Services	b. POINT OF CONTACT NAME Stan Kloss	c. POINT OF CONTACT TELEPHONE NUMBER EMAIL 804.786.3311 stan.kloss@dgs.virginia.gov
---	--	--

24. BRIEF DESCRIPTION OF PROJECT AND RELEVANCE TO THIS CONTRACT *(Include scope, size, and cost)*

Wiley|Wilson provided design and construction phase services for a whole-building, natural gas generator backup solution at the Sitter Barfoot Veteran Care Center facility located in Richmond VA. The existing facility was constructed in 2007, with a new wing added in 2015.

Backup power generation was being provided for a subset of the building loads via a 300kW diesel generator. This project demolished the existing generator and provided whole-building backup generation for the entire building with (2) two 500kW natural gas generators and new transfer and distribution equipment. Temporary connection equipment was provided to allow for the connection of a mobile generator set. This served as a third power source in the event that electrical and gas utility were lost simultaneously. Existing distribution equipment, wiring, pathways, and appurtenances were reused to the largest extent possible. Given the relatively new age of the facility, reusing portions of the building's electrical system was an effective component of this solution from a cost and performance perspective. Our design solution allowed the facility to adopt a "shelter-in-place" policy which reduced the chances of needing to evacuate residents during interruption to utility services.



25. FIRMS FROM SECTION C INVOLVED WITH THIS PROJECT

a.	(1) FIRM NAME Wiley Wilson	(2) FIRM LOCATION <i>(City and State)</i> Richmond, VA	(3) ROLE Mechanical & Electrical Engineering
----	-------------------------------	---	---

F. EXAMPLES OF PROJECTS WHICH BEST ILLUSTRATE PROPOSED TEAM'S QUALIFICATIONS FOR THIS CONTRACT

(Present as many projects as requested by the agency, or 10 projects, if not specified. Complete one Section F for each project.)

20. EXAMPLE PROJECT KEY NO.

3

21. TITLE AND LOCATION *(City and State)*

**East Carolina University, Electrical Switch Replacement
Greenville, North Carolina**

22. YEAR COMPLETED

PROFESSIONAL SERVICES
2026 (Est.)

CONSTRUCTION *(If applicable)*
2028 (Est.)

23. PROJECT OWNER'S INFORMATION

a. PROJECT OWNER

East Carolina University

b. POINT OF CONTACT NAME

Robert Still

c. POINT OF CONTACT TELEPHONE NUMBER | EMAIL

252.328.6858 | stillr@ecu.edu

24. BRIEF DESCRIPTION OF PROJECT AND RELEVANCE TO THIS CONTRACT *(Include scope, size, and cost)*

East Carolina University operates a 12kV electrical distribution system across their main campus in Greenville, NC. Their facilities group has been on a multi-year initiative to eliminate live-front, air-insulated distribution switchgear with dead-front, gas-insulated switchgear in order to modernize their system, improve operator safety, and standardize equipment to simplify maintenance and operations. Our team is in design on a project to replace seven distribution switches in and around their Science & Technology building as well as in their College Hill residential area. In our design, we have looked for opportunities to use fewer, larger switches to reduce switch costs and cable replacement costs. We have also considered shifting switch locations to put them in better spots to avoid surface water issues as well as eliminating one retaining wall that is currently required (but in poor condition). One current challenge with a project of this type is the long lead time that the industry is presently experiencing with medium voltage electrical equipment. We have worked with ECU's team to minimize the impact of that delay and structure the project to best facilitate bidding and construction. Our design is in process and construction is expected early 2027.



25. FIRMS FROM SECTION C INVOLVED WITH THIS PROJECT

	(1) FIRM NAME	(2) FIRM LOCATION <i>(City and State)</i>	(3) ROLE
a.	Wiley Wilson	Raleigh, NC	Electrical Engineering

F. EXAMPLES OF PROJECTS WHICH BEST ILLUSTRATE PROPOSED TEAM'S QUALIFICATIONS FOR THIS CONTRACT

(Present as many projects as requested by the agency, or 10 projects, if not specified. Complete one Section F for each project.)

20. EXAMPLE PROJECT KEY NO.

4

21. TITLE AND LOCATION *(City and State)*

**NAVFAC Washington, Ward Hall Generator Replacement
Annapolis, MD**

22. YEAR COMPLETED

PROFESSIONAL SERVICES
2023

CONSTRUCTION *(If applicable)*
2026 (Est.)

23. PROJECT OWNER'S INFORMATION

a. PROJECT OWNER

NAVFAC Washington

b. POINT OF CONTACT NAME

Tony Freitag

c. POINT OF CONTACT TELEPHONE NUMBER | EMAIL

410.293.3202 | anthony.c.freitag.civ@us.navy.mil

24. BRIEF DESCRIPTION OF PROJECT AND RELEVANCE TO THIS CONTRACT *(Include scope, size, and cost)*



The scope of work for the project included renovating Ward Hall at the U.S. Naval Academy. The electrical scope involved replacing the existing generator with two parallel generators through phasing so that the facility data center has backup power at all times. Demolition of abandoned not-in-service electrical wiring and devices within mechanical spaces was also completed. Our team provided a new UPS system redundant to the existing, replacing the building's diesel generator which was sized for existing and predicted demand. This decision required reconfiguring power for new/modified mechanical equipment and systems, reconfiguring select interior branch circuitry, and reconfiguring interior data/communications to support changes.

The project also included re-pointing masonry, re-caulking windows and doors, re-finishing exterior doors, replacement of the roofing, and repairs to the loading dock. Interior work included all new finishes, new door hardware on all interior doors, wayfinding, and new fixtures in restrooms. Our team included a historic architectural preservationist that we consulted with on the refinishing of the exterior doors and the design of the vestibule in the main entry. Mechanical scope included demolishing existing fan coils; demolishing existing

DOAS unit including duct work and outdoor air diffusers; providing two approximately 60-ton, roof-mounted, air-cooled chillers; providing two small roof-mounted VAV air handlers for the 2nd and 3rd floor, and providing VAV air handlers mounted in the plenum for the 1st floor.

25. FIRMS FROM SECTION C INVOLVED WITH THIS PROJECT

	(1) FIRM NAME	(2) FIRM LOCATION <i>(City and State)</i>	(3) ROLE
a.	Wiley Wilson	Richmond, VA	Full A/E

F. EXAMPLES OF PROJECTS WHICH BEST ILLUSTRATE PROPOSED TEAM'S QUALIFICATIONS FOR THIS CONTRACT

(Present as many projects as requested by the agency, or 10 projects, if not specified. Complete one Section F for each project.)

20. EXAMPLE PROJECT KEY NO.

5

21. TITLE AND LOCATION <i>(City and State)</i>		22. YEAR COMPLETED	
University of Georgia, Life Sciences Building Generator Replacement - Athens, Georgia		PROFESSIONAL SERVICES 2021	CONSTRUCTION <i>(If applicable)</i> N/A
23. PROJECT OWNER'S INFORMATION			
a. PROJECT OWNER	b. POINT OF CONTACT NAME	c. POINT OF CONTACT TELEPHONE NUMBER EMAIL	
University of Georgia	David Patterson	706.542.7468 haroldp@uga.edu	
24. BRIEF DESCRIPTION OF PROJECT AND RELEVANCE TO THIS CONTRACT <i>(Include scope, size, and cost)</i>			

Wiley|Wilson provided the necessary specifications and drawings to replace the current Life Sciences (Building # 1057) generator at the University of Georgia. Our team also provided a plan for temporary generator connections during the replacement in order to mitigate risk to the sensitive research located within the building.

The project began with our team developing project specific details related to the generator replacement and temporary generator connection. We coordinated with the UGA electrical term contractor for pricing information and evaluated building load with UGA FMD to determine the most appropriate size for the new generator. This design conformed to the latest UGA electrical design standards. Our team also provided construction phase services in support of the UGA FMD staff performing construction project management such as RFI responses and shop drawing review.



25. FIRMS FROM SECTION C INVOLVED WITH THIS PROJECT

a.	(1) FIRM NAME	(2) FIRM LOCATION <i>(City and State)</i>	(3) ROLE
	Wiley Wilson	Atlanta, GA & Lynchburg, VA	Electrical Engineering

F. EXAMPLES OF PROJECTS WHICH BEST ILLUSTRATE PROPOSED TEAM'S QUALIFICATIONS FOR THIS CONTRACT

(Present as many projects as requested by the agency, or 10 projects, if not specified. Complete one Section F for each project.)

20. EXAMPLE PROJECT KEY NO.

6

21. TITLE AND LOCATION *(City and State)*

NC State University, Gardner & Caldwell Hall MDP Replacements - Raleigh, North Carolina

22. YEAR COMPLETED

PROFESSIONAL SERVICES
2024

CONSTRUCTION *(If applicable)*
2025

23. PROJECT OWNER'S INFORMATION

a. PROJECT OWNER

NC State University

b. POINT OF CONTACT NAME

Melanie Butler

c. POINT OF CONTACT TELEPHONE NUMBER | EMAIL

919.515.2011 | mdbodenh@ncsu.edu

24. BRIEF DESCRIPTION OF PROJECT AND RELEVANCE TO THIS CONTRACT *(Include scope, size, and cost)*



The electrical main distribution panels (MDPs) at Gardner and Caldwell Halls were old, obsolete, and difficult to obtain parts for. NC State Facilities had also experienced problems when taking outages at these buildings in the past. Related to the electrical distribution upgrade project across North and Central campuses, this project replaced the MDP in each of these buildings and provided safe, modern, and reliable equipment for the future.

Since both of the electrical rooms involved were space constrained, we chose to implement laser scanning to generate a data point cloud which we then converted into a 3D Building Information Model of the existing spaces. This approach allowed us to have a very detailed view of existing conditions and supported our ability to develop a phasing plan that minimizes outages and takes into account other obstructions within each of these rooms. We collaborated closely with the NC State stakeholders to arrive at a design solution that met the project scope requirements and fit within the project budget.

Construction is now complete at Gardner Hall and soon we will move into the bidding and construction phase for Caldwell Hall.

25. FIRMS FROM SECTION C INVOLVED WITH THIS PROJECT

	(1) FIRM NAME	(2) FIRM LOCATION <i>(City and State)</i>	(3) ROLE
a.	Wiley Wilson	Alexandria, VA & Raleigh, NC	Mechanical & Electrical Engineering

F. EXAMPLES OF PROJECTS WHICH BEST ILLUSTRATE PROPOSED TEAM'S QUALIFICATIONS FOR THIS CONTRACT
(Present as many projects as requested by the agency, or 10 projects, if not specified. Complete one Section F for each project.)

20. EXAMPLE PROJECT KEY NO.

7

21. TITLE AND LOCATION *(City and State)*

Electrical System Hardening, Marine Corps Base Camp Lejeune, North Carolina

22. YEAR COMPLETED

PROFESSIONAL SERVICES
2021

CONSTRUCTION *(If applicable)*
2022

23. PROJECT OWNER'S INFORMATION

a. PROJECT OWNER

Marine Corps Base Camp Lejeune

b. POINT OF CONTACT NAME

Jim Sides

c. POINT OF CONTACT TELEPHONE NUMBER | EMAIL

910.545.9233 | james.c.sides@usmc.mil

24. BRIEF DESCRIPTION OF PROJECT AND RELEVANCE TO THIS CONTRACT *(Include scope, size, and cost)*

Marine Corp Base Camp Lejeune was hit hard by hurricanes in 2018, with significant disruption to the base's 12kV overhead electrical distribution system. Several areas of the base saw lengthy outages of multiple days and those outages pointed our problems related to the vulnerability of the overhead infrastructure plus a lack of generator power at several base buildings. Because of these challenges, the base Public Works Division was able to develop a repair project and obtain \$19M of funding to support it. Wiley|Wilson was the engineer of record, teamed with our design-build partner ECC, for the execution of this project.

The project was organized by the base into four packages:

- 1) the addition of an automated distribution switch to allow Building 24 to be served from either of two base feeders, increasing reliability;
- 2) the conversion of the Midway Park base feeder from overhead to underground to harden the construction and minimize exposure for outages;
- 3) improving the reliability of the service to the Paradise Point housing area by interconnecting two feeders (allowing the housing area to be fed from two directions) plus undergrounding a portion of the feeder to reduce exposure;
- 4) the addition of diesel generators with automatic transfer switches to 14 base buildings.

Most of the 18 buildings were new generator installations, while a few were generator replacements with automatic transfer switches to replace prior manual transfer capability, creating greater ease of use for maintenance staff during emergency situations. The generators ranged in size from 80kW to 750kW, with some operating at 208/120V and some at 480/277V. In support of our design-build partner and the overall project construction schedule, our team performed the design in the same packages as described above. We performed both electrical and civil engineering design and teamed with Cape Fear Engineering, who provided subsurface utility engineering services. The design was complete in spring 2021, with construction complete in March 2022. We supported ECC throughout the construction process and are provided record drawings to Camp Lejeune, including populating their geographic information system (GIS) with data from construction.



25. FIRMS FROM SECTION C INVOLVED WITH THIS PROJECT

	(1) FIRM NAME	(2) FIRM LOCATION <i>(City and State)</i>	(3) ROLE
a.	Wiley Wilson	Raleigh, NC; Lynchburg & Alexandria, VA	Civil & Electrical Engineering

F. EXAMPLES OF PROJECTS WHICH BEST ILLUSTRATE PROPOSED TEAM'S QUALIFICATIONS FOR THIS CONTRACT

(Present as many projects as requested by the agency, or 10 projects, if not specified. Complete one Section F for each project.)

20. EXAMPLE PROJECT KEY NO.

8

21. TITLE AND LOCATION *(City and State)*

N.C. Department of Administration, Museum of History Controls Replacement - Raleigh, North Carolina

22. YEAR COMPLETED

PROFESSIONAL SERVICES
2023

CONSTRUCTION *(If applicable)*
2024

23. PROJECT OWNER'S INFORMATION

a. PROJECT OWNER

N.C. Department of Administration

b. POINT OF CONTACT NAME

Ken Vendel

c. POINT OF CONTACT TELEPHONE NUMBER | EMAIL

984.236.5433 | kenneth.vendel@doa.nc.gov

24. BRIEF DESCRIPTION OF PROJECT AND RELEVANCE TO THIS CONTRACT *(Include scope, size, and cost)*

The Department of Administration contracted Wiley|Wilson to replace the 30-year-old obsolete Network 8000 building automation system serving the Museum of History, located in Raleigh, with a new DDC control system that will seamlessly integrate with one of the building's current automation systems to allow for remote alarming, trending, monitoring, and controllability from one of DOA's existing automation platforms.

The existing system uses a mixture of pneumatic and electrically actuated final devices. One goal of the replacement system will be to eliminate as much use of the pneumatic as possible. There are a mixture of air handling units serving the Museum of History. These units serve single zones, VAV fan boxes with hot water reheat, and VAV boxes with and without reheat. The system is maintaining operation, but the DDC system has no active remote access for monitoring or alarming. Local system access is available via HMI port with laptop or through touch pad at main control panels.



25. FIRMS FROM SECTION C INVOLVED WITH THIS PROJECT

	(1) FIRM NAME	(2) FIRM LOCATION <i>(City and State)</i>	(3) ROLE
a.	Wiley Wilson	Raleigh, NC & Richmond, VA	Mechanical & Electrical Engineering

F. EXAMPLES OF PROJECTS WHICH BEST ILLUSTRATE PROPOSED TEAM'S QUALIFICATIONS FOR THIS CONTRACT
(Present as many projects as requested by the agency, or 10 projects, if not specified. Complete one Section F for each project.)

20. EXAMPLE PROJECT KEY NO.

9

21. TITLE AND LOCATION *(City and State)*

North Carolina State University, Centennial Campus Substation Commissioning - Raleigh, North Carolina

22. YEAR COMPLETED

PROFESSIONAL SERVICES
2026

CONSTRUCTION *(If applicable)*
N/A

23. PROJECT OWNER'S INFORMATION

a. PROJECT OWNER

North Carolina State University

b. POINT OF CONTACT NAME

Melanie Butler

c. POINT OF CONTACT TELEPHONE NUMBER | EMAIL

919.515.2011 | mdbodenh@ncsu.edu

24. BRIEF DESCRIPTION OF PROJECT AND RELEVANCE TO THIS CONTRACT *(Include scope, size, and cost)*

NC State's delivery substation on the Centennial Campus experienced a catastrophic fault and ensuing fire in April 2021. Several pieces of equipment were destroyed, and the substation transformer was damaged to the point of needing replacement. Due to our team's successful work as the commissioning agent for NC State's Central Campus Power Forward project, they selected our team to provide commissioning services for this project.

The project has moved slowly due to a number of issues affecting the design, and we are currently near the conclusion of commissioning support of the design team. As the project moves into construction for the replacement of the substation transformer, the 230kV circuit switcher, and the protection and control scheme for the high- and low-side of the transformer, our team will shift to support the construction team. The fundamental goal of our commissioning effort is to ensure that successful, reliable operation of the designed protection and control system is achieved. This will allow NC State to return confidently to normal operation knowing that the system has been validated and outages of this critical infrastructure will be limited to those necessary for true system faults.



25. FIRMS FROM SECTION C INVOLVED WITH THIS PROJECT

	(1) FIRM NAME	(2) FIRM LOCATION <i>(City and State)</i>	(3) ROLE
a.	Wiley Wilson	Raleigh, NC	Electrical Engineering

F. EXAMPLES OF PROJECTS WHICH BEST ILLUSTRATE PROPOSED TEAM'S QUALIFICATIONS FOR THIS CONTRACT
(Present as many projects as requested by the agency, or 10 projects, if not specified. Complete one Section F for each project.)

20. EXAMPLE PROJECT KEY NO.

10

21. TITLE AND LOCATION *(City and State)*

American University, Mary Graydon Center Standby Generator Replacements & Unit Substation - Washington, D.C.

22. YEAR COMPLETED

PROFESSIONAL SERVICES
2015, 2017

CONSTRUCTION *(If applicable)*
2016, 2017

23. PROJECT OWNER'S INFORMATION

a. PROJECT OWNER

American University

b. POINT OF CONTACT NAME

Tony Cortes


c. POINT OF CONTACT TELEPHONE NUMBER | EMAIL

202.885.3989 | tcortes@american.edu

24. BRIEF DESCRIPTION OF PROJECT AND RELEVANCE TO THIS CONTRACT *(Include scope, size, and cost)*



BEFORE



AFTER

These two related projects were part of a series of transformer and service replacement projects we have performed for American University over the last 16 years. The Mary Graydon Center was constructed

in the mid-1960's and serves as the main dining hall for AU. As is true with many buildings built in that era, the electric service was 208/120V. The University routinely undertakes small renovations to kitchen and server spaces as food service vendors change out, and wanted to integrate 480/277V systems into the building for future renovations. Two separate 13.2kV campus feeders served the 50-year-old 1500-kVA double-ended substation. The switch and fuse-type gear was operated with one main open and the tie closed such that the entire service was normally served from one feeder with the other standing in reserve. With modern breaker gear taking less space, we were able to design a solution that included a new medium-voltage, gas-insulated sectionalizing switch to accommodate the two 13.2kV feeders, a 2000-kVA, 208/120V unit substation for serving existing load, and a new 1000-kVA, 480/277V unit substation for future 480V loads.

We were able to install all of the new equipment in the existing electrical room even though the space was highly constrained, being sub-surface beneath a service tunnel with no direct access. To mitigate this condition, Wiley|Wilson provided structural engineering services to cut an access opening through the tunnel floor into the top of the electrical room to allow for gear removal and replacement, then sealing of the opening once the work was completed.

The next improvement to the building electrical system was the replacement of the existing facility standby generator. The replacement of the generator was essential to support the major building system elements such as fire and life safety, critical IT, and critical HVAC systems. Our team was tasked with sizing the generator, designing the tie-ins to the existing building electrical systems, and enlarging the platform to accommodate the larger footprint of the new generator. The loads supported included life safety, fire pump, second floor IT room, and building refrigeration loads. Other loads, as determined by the Owner, were evaluated for potential support contingent upon remaining generator capacity after the critical loads were served. We provided sizing calculations and ROM cost estimates at the preliminary stage to help the Owner select their desired generator capacity.

25. FIRMS FROM SECTION C INVOLVED WITH THIS PROJECT

	(1) FIRM NAME	(2) FIRM LOCATION <i>(City and State)</i>	(3) ROLE
a.	Wiley Wilson	Raleigh, NC; Lynchburg, Richmond & Alexandria, VA	Electrical Engineering

G. KEY PERSONNEL PARTICIPATION IN EXAMPLE PROJECTS

26. NAMES OF KEY PERSONNEL <i>(From Section E, Block 12)</i>	27. ROLE IN THIS CONTRACT <i>(From Section E, Block 13)</i>	28. EXAMPLE PROJECTS LISTED IN SECTION F <i>(Fill in "Example Projects Key" section below before completing table. Place "X" under project key number for participation in same or similar role.)</i>									
		1	2	3	4	5	6	7	8	9	10
Steve Bowman, PE	Officer-in-Charge	X		X		X		X		X	
Chuck Niedermayer, PE	Project Manager	X	X		X						
Eric Gavlek, PE	Designer of Record	X							X		
Andrew Fleenor, PE	Electrical Engineer				X			X	X		
Dillon Ouimet, EIT	Electrical Designer	X		X	X		X		X	X	
Brian Bullock, PE	Civil Engineer	X									

29. EXAMPLE PROJECTS KEY

NUMBER	TITLE OF EXAMPLE PROJECT <i>(From Section F)</i>	NUMBER	TITLE OF EXAMPLE PROJECT <i>(From Section F)</i>
1	National Institutes of Health, Emergency Generators for Chilled Water Service	6	NC State University, Gardner & Caldwell Hall MDP Replacements
2	Sitter & Barfoot Veterans Care Centers Generator Replacement	7	Electrical System Hardening, Marine Corps Base Camp Lejeune
3	East Carolina University, Electrical Switch Replacement	8	N.C. Department of Administration, Museum of History Controls Replacement
4	NAVFAC Washington, Ward Hall Generator Replacement	9	North Carolina State University, Centennial Campus Substation Commissioning
5	University of Georgia, Life Sciences Building Generator Replacement	10	American University, Mary Graydon Center Standby Generator Replacements & Unit Substation

H. ADDITIONAL INFORMATION

30. PROVIDE ANY ADDITIONAL INFORMATION REQUESTED BY THE AGENCY. ATTACH ADDITIONAL SHEETS AS NEEDED.

Firm Overview

Wiley|Wilson has evolved over our 125-year history from a mechanical engineering sole proprietorship to a full-service architecture and engineering firm dedicated to serving a wide variety of client's needs. Our team enjoys a number of long-term working relationships with various clients, including those in the UNC System, and is particularly well-suited for **this project**.

Our expertise lies in our depth of experience providing services for similar projects. We have a well established higher education practice that reflects our successes in providing design services for complex electrical systems projects.

In-House Capabilities

- Project management
- Civil engineering
- Structural engineering
- Architecture
- Mechanical engineering
- Surveying
- Planning
- Plumbing engineering
- Construction administration
- Interior design
- Electrical engineering
- Building Information Modeling (BIM)
- Environmental engineering
- Cost estimating
- Technology Systems

5
OFFICE LOCATIONS

180+
EMPLOYEE OWNERS

125
YEARS IN BUSINESS



30. PROVIDE ANY ADDITIONAL INFORMATION REQUESTED BY THE AGENCY. ATTACH ADDITIONAL SHEETS AS NEEDED.

OUR QUALITY ASSURANCE / QUALITY CONTROL

Wiley|Wilson's approach to quality is another differentiator and one of the primary reasons we receive such high marks from our clients. The quality efforts our team will undertake to achieve client satisfaction are described below. Our approach to QA/QC is straightforward:

1. Clearly define UNC Greensboro's requirements and expectations.
2. Engage every team member so they understand these requirements and expectations and embrace their role in the process.
3. Constantly reinforce the importance of QA/QC at every project meeting and by embedding critical QA/QC milestones throughout the project.

To accomplish this, our QA/QC Program, which includes multi-discipline coordination, focuses on three main components: **People**, **Priority**, and **Process**.



We assign the right **People** who know the requirements and have the technical expertise to develop a cost efficient, scope compliant, and constructible design.



We make QA/QC a top **Priority**. We discuss quality at every team meeting. We stress the interconnected importance of both our people and our process. Both are critical to the successful delivery of a well-designed project.



We make sure the entire project team, including subconsultants, knows their role with emphasis on how they contribute to the QA/QC **Process** for each project.

H. ADDITIONAL INFORMATION

30. PROVIDE ANY ADDITIONAL INFORMATION REQUESTED BY THE AGENCY. ATTACH ADDITIONAL SHEETS AS NEEDED.

QUALITY ASSURANCE (QA) - PREVENTING MISTAKES

QA starts at the very beginning of the project. Our project manager will develop a Quality Plan for each specific project that will include the following elements:

- **Client expectations**
- **Client standards and preferences**
- **Critical milestones**
- **Project budget**
- **Technical requirements**

Our Project Manager prepares and distributes the Quality Plan to the team members for each discipline and subconsultants. The Quality Plan is reviewed in detail at the first project kick-off meeting and subsequent milestone meetings.

Each discipline lead prepares a Basis of Design for their part of the project. These Basis of Design summaries are reviewed by senior staff within each specific discipline. The Basis of Design is updated as necessary throughout the design process and is reviewed by the other disciplines. This early cross-discipline review reinforces the importance of multi-discipline coordination.

Multi-disciplinary coordination continues as the design progresses. Design team meetings occur weekly to ensure the team stays informed and coordinated. The Project Manager monitors project progress and works with the discipline Department Managers to ensure the project is properly staffed.

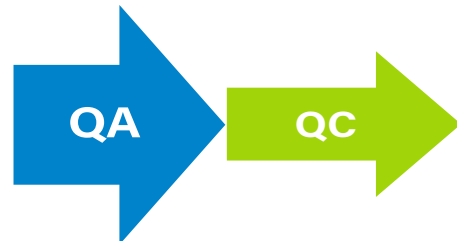
We effectively use the extensive capabilities of CAD tools to support our QA. All our discipline models are linked together from the start so team members can see real-time issues/conflicts as they arise.

QUALITY CONTROL (QC) - CATCHING MISTAKES

Although we focus heavily on QA to prevent mistakes, we are not complacent when it comes to performing rigorous QC in order to catch mistakes. We identify specific QC milestones throughout the project. These planned checkpoints keep the team continuously focused on quality. Our process utilizes senior discipline leads independent of the project team to perform QC reviews.

QC starts early on when our senior team leaders review and evaluate the conceptual approach for the project. Additional independent QC occurs during project milestones to review calculations, secondary consultants work, drawings, specifications, discipline coordination, regulatory requirements, constructability, and maintenance of operations.

QA/QC is built into our work each day through the effective use of the tools built within CAD and through our emphasis on proactive and supportive communication across all disciplines and subconsultants.



At the end of the project, we will meet with UNC Greensboro's staff to solicit feedback on our performance and satisfaction with the construction and operation of the completed project. We value all staff feedback and will incorporate any lessons learned to improve the success of future projects.

I. AUTHORIZED REPRESENTATIVE

The foregoing is a statement of facts.

31. SIGNATURE

32. DATE

2/24/2026

33. NAME AND TITLE

Stephen A. Bowman, Raleigh Office Manager

ARCHITECT-ENGINEER QUALIFICATIONS

1. SOLICITATION NUMBER (If any)

287-19663P-DS

PART II - GENERAL QUALIFICATIONS

(If a firm has branch offices, complete for each specific branch office seeking work.)

2a. FIRM (OR BRANCH OFFICE) NAME			3. YEAR ESTABLISHED	4. UNIQUE ENTITY IDENTIFIER
Wiley Wilson			1901	LPKXSJU7N1G3
2b. STREET			5. OWNERSHIP	
5540 Centerview Drive, Suite 311			a. TYPE	
2c. CITY	2d. STATE	2e. ZIP CODE	Corporation	
Raleigh	NC	27606	b. SMALL BUSINESS STATUS	
6a. POINT OF CONTACT NAME AND TITLE			None	
Steve Bowman, PE - Senior Vice President			7. NAME OF FIRM (If block 2a is a branch office)	
6b. TELEPHONE NUMBER		6c. EMAIL ADDRESS		
919.746.8400		sbowman@wileywilson.com		
8a. FORMER FIRM NAME(S) (if any)			8b. YR. ESTABLISHED	8c. UNIQUE ENTITY ID

9. EMPLOYEES BY DISCIPLINE

10. PROFILE OF FIRM'S EXPERIENCE AND ANNUAL AVERAGE REVENUE FOR LAST 5 YEARS

a. Function Code	b. Discipline	c. No. of Employees		a. Profile Code	b. Experience	c. Revenue Index Number (see below)
		(1) FIRM	(2) BRANCH			
02	Administrative	30	3	A05	Airports; Navais; Airport Lighting; Aircraft Fueling	3
06	Architect/Intern Architect	21	1	A06	Airports; Terminals & Hangers; Freight Handling	3
12	Civil Engineer/EIT	19	1	B01	Barracks; Dormitories	3
13	Communications Engineer/Designer	8	0	C13	Computer Facilities; Computer Service	4
21	Electrical Engineer/EIT	24	3	D07	Dining Halls; Clubs; Restaurants	3
37	Interior Designer	1	0	E02	Educational Facilities; Classrooms	3
38	Land Surveyor/Party Chief	2	0	E07	Energy Conservation; New Energy Sources	2
42	Mechanical Engineer/EIT	22	3	H04	Heating; Ventilating; Air Conditioning	4
48	Project Manager	18	2	H11	Housing (Residential, Multifamily, Apts, Condos)	5
57	Structural Engineer/EIT	16	0	I01	Industrial Buildings; Manufacturing Plants	5
25	Fire Protection Engineer/EIT	2	0	L01	Laboratories; Medical Research Facilities	3
	Designers	15	0	O01	Office Buildings; Industrial Parks	7
	IT Specialists	6	0	P06	Planning (Site, Installation, and Project)	5
	BIM Coordinator	1	0	P12	Power Generation, Transmission, Distribution	5
	Construction Administrator	1	0	R06	Rehabilitation (Buildings; Structures; Facilities)	6
				S04	Sewage Collection, Treatment and Disposal	5
				S10	Surveying, Platting, Mapping, Flood Plain Studies	3
				S13	Stormwater Handling & Facilities	4
				U03	Utilities (Gas and Steam)	4
				W03	Water Supply; Treatment and Distribution	6
				P13	Public Safety Facilities	4
	TOTAL	186	13			

11. ANNUAL AVERAGE PROFESSIONAL SERVICES REVENUES OF FIRM FOR LAST 3 YEARS

(Insert revenue index number shown at right)

a. Federal Work	9
b. Non-Federal Work	8
c. Total Work	9

PROFESSIONAL SERVICES REVENUE INDEX NUMBER

1. Less than \$100,000
2. \$100,000 to less than \$250,000
3. \$250,000 to less than \$500,000
4. \$500,000 to less than \$1 million
5. \$1 million to less than \$2 million
6. \$2 million to less than \$5 million
7. \$5 million to less than \$10 million
8. \$10 million to less than \$25 million
9. \$25 million to less than \$50 million
10. \$50 million or greater

12. AUTHORIZED REPRESENTATIVE

The foregoing is a statement of facts.

a. SIGNATURE 	b. DATE February 24, 2026
c. NAME AND TITLE	

Stephen A. Bowman, PE - Chief Operating Officer

ARCHITECT-ENGINEER QUALIFICATIONS

1. SOLICITATION NUMBER (If any)

287-19663P-DS

PART II - GENERAL QUALIFICATIONS

(If a firm has branch offices, complete for each specific branch office seeking work.)

2a. FIRM (OR BRANCH OFFICE) NAME			3. YEAR ESTABLISHED	4. UNIQUE ENTITY IDENTIFIER
Wiley Wilson			1901	UUJJKFV5P5M5
2b. STREET			5. OWNERSHIP	
127 Nationwide Drive			a. TYPE	
2c. CITY	2d. STATE	2e. ZIP CODE	Corporation	
Lynchburg	VA	24502	b. SMALL BUSINESS STATUS	
6a. POINT OF CONTACT NAME AND TITLE			None	
Dennis Knight, PE - Chairman			7. NAME OF FIRM (If block 2a is a branch office)	
6b. TELEPHONE NUMBER		6c. EMAIL ADDRESS		
434.947.1617		dknight@wileywilson.com		
8a. FORMER FIRM NAME(S) (if any)			8b. YR. ESTABLISHED	8c. UNIQUE ENTITY ID

9. EMPLOYEES BY DISCIPLINE

10. PROFILE OF FIRM'S EXPERIENCE AND ANNUAL AVERAGE REVENUE FOR LAST 5 YEARS

a. Function Code	b. Discipline	c. No. of Employees		a. Profile Code	b. Experience	c. Revenue Index Number (see below)
		(1) FIRM	(2) BRANCH			
02	Administrative	30	15	A05	Airports; Navais; Airport Lighting; Aircraft Fueling	3
06	Architect/Intern Architect	21	4	A06	Airports; Terminals & Hangers; Freight Handling	3
12	Civil Engineer/EIT	19	10	B01	Barracks; Dormitories	3
13	Communications Engineer/Designer	8	0	C13	Computer Facilities; Computer Service	4
21	Electrical Engineer/EIT	24	8	D07	Dining Halls; Clubs; Restaurants	3
37	Interior Designer	1	0	E02	Educational Facilities; Classrooms	3
38	Land Surveyor/Party Chief	2	2	E07	Energy Conservation; New Energy Sources	2
42	Mechanical Engineer/EIT	22	4	H04	Heating; Ventilating; Air Conditioning	4
48	Project Manager	18	7	H11	Housing (Residential, Multifamily, Apts, Condos)	5
57	Structural Engineer/EIT	16	4	I01	Industrial Buildings; Manufacturing Plants	5
25	Fire Protection Engineer/EIT	2	0	L01	Laboratories; Medical Research Facilities	3
	Designers	15	5	O01	Office Buildings; Industrial Parks	7
	IT Specialists	6	4	P06	Planning (Site, Installation, and Project)	5
	BIM Coordinator	1	1	P12	Power Generation, Transmission, Distribution	5
	Construction Administrator	1	0	R06	Rehabilitation (Buildings; Structures; Facilities)	6
				S04	Sewage Collection, Treatment and Disposal	5
				S10	Surveying, Platting, Mapping, Flood Plain Studies	3
				S13	Stormwater Handling & Facilities	4
				U03	Utilities (Gas and Steam)	4
				W03	Water Supply; Treatment and Distribution	6
				P13	Public Safety Facilities	4
	TOTAL	186	64			

11. ANNUAL AVERAGE PROFESSIONAL SERVICES REVENUES OF FIRM FOR LAST 3 YEARS

(Insert revenue index number shown at right)


a. Federal Work	9
b. Non-Federal Work	8
c. Total Work	9

PROFESSIONAL SERVICES REVENUE INDEX NUMBER

1. Less than \$100,000
2. \$100,000 to less than \$250,000
3. \$250,000 to less than \$500,000
4. \$500,000 to less than \$1 million
5. \$1 million to less than \$2 million
6. \$2 million to less than \$5 million
7. \$5 million to less than \$10 million
8. \$10 million to less than \$25 million
9. \$25 million to less than \$50 million
10. \$50 million or greater

12. AUTHORIZED REPRESENTATIVE

The foregoing is a statement of facts.

a. SIGNATURE		b. DATE	February 24, 2026
c. NAME AND TITLE	Dennis Knight, PE - Chairman		

ARCHITECT-ENGINEER QUALIFICATIONS

1. SOLICITATION NUMBER (If any)

287-19663P-DS

PART II - GENERAL QUALIFICATIONS

(If a firm has branch offices, complete for each specific branch office seeking work.)

2a. FIRM (OR BRANCH OFFICE) NAME			3. YEAR ESTABLISHED	4. UNIQUE ENTITY IDENTIFIER
Wiley Wilson			1901	DA8LJLQJMLL5
2b. STREET			5. OWNERSHIP	
6800 Paragon Place, Suite 600			a. TYPE	
2c. CITY	2d. STATE	2e. ZIP CODE	Corporation	
Richmond	VA	23230	b. SMALL BUSINESS STATUS	
6a. POINT OF CONTACT NAME AND TITLE			None	
Robert C. Garner, PE - Senior Vice President			7. NAME OF FIRM (If block 2a is a branch office)	
6b. TELEPHONE NUMBER		6c. EMAIL ADDRESS		
804.254.7242		cgarner@wileywilson.com		
8a. FORMER FIRM NAME(S) (if any)			8b. YR. ESTABLISHED	8c. UNIQUE ENTITY ID

9. EMPLOYEES BY DISCIPLINE

10. PROFILE OF FIRM'S EXPERIENCE AND ANNUAL AVERAGE REVENUE FOR LAST 5 YEARS

a. Function Code	b. Discipline	c. No. of Employees		a. Profile Code	b. Experience	c. Revenue Index Number (see below)
		(1) FIRM	(2) BRANCH			
02	Administrative	30	7	A05	Airports; Navais; Airport Lighting; Aircraft Fueling	3
06	Architect/Intern Architect	21	5	A06	Airports; Terminals & Hangers; Freight Handling	3
12	Civil Engineer/EIT	19	4	B01	Barracks; Dormitories	3
13	Communications Engineer/Designer	8	3	C13	Computer Facilities; Computer Service	4
21	Electrical Engineer/EIT	24	6	D07	Dining Halls; Clubs; Restaurants	3
37	Interior Designer	1	1	E02	Educational Facilities; Classrooms	3
38	Land Surveyor/Party Chief	2	0	E07	Energy Conservation; New Energy Sources	2
42	Mechanical Engineer/EIT	22	9	H04	Heating; Ventilating; Air Conditioning	4
48	Project Manager	18	4	H11	Housing (Residential, Multifamily, Apts, Condos)	5
57	Structural Engineer/EIT	16	5	I01	Industrial Buildings; Manufacturing Plants	5
25	Fire Protection Engineer/EIT	2	1	L01	Laboratories; Medical Research Facilities	3
	Designers	15	3	O01	Office Buildings; Industrial Parks	7
	IT Specialists	6	2	P06	Planning (Site, Installation, and Project)	5
	BIM Coordinator	1	0	P12	Power Generation, Transmission, Distribution	5
	Construction Administrator	1	1	R06	Rehabilitation (Buildings; Structures; Facilities)	6
				S04	Sewage Collection, Treatment and Disposal	5
				S10	Surveying, Platting, Mapping, Flood Plain Studies	3
				S13	Stormwater Handling & Facilities	4
				U03	Utilities (Gas and Steam)	4
				W03	Water Supply; Treatment and Distribution	6
				P13	Public Safety Facilities	4
	TOTAL	186	51			

11. ANNUAL AVERAGE PROFESSIONAL SERVICES REVENUES OF FIRM FOR LAST 3 YEARS

(Insert revenue index number shown at right)

a. Federal Work	9
b. Non-Federal Work	8
c. Total Work	9

PROFESSIONAL SERVICES REVENUE INDEX NUMBER

1. Less than \$100,000
2. \$100,000 to less than \$250,000
3. \$250,000 to less than \$500,000
4. \$500,000 to less than \$1 million
5. \$1 million to less than \$2 million
6. \$2 million to less than \$5 million
7. \$5 million to less than \$10 million
8. \$10 million to less than \$25 million
9. \$25 million to less than \$50 million
10. \$50 million or greater

12. AUTHORIZED REPRESENTATIVE

The foregoing is a statement of facts.

a. SIGNATURE		b. DATE	February 24, 2026
c. NAME AND TITLE			
Robert C. Garner, PE - Senior Vice President			



CONSTANT PROGRESS



ALEXANDRIA | ATLANTA | LYNCHBURG | RALEIGH | RICHMOND