Board of Trustees Tuition and Fees Recommendations

Fall 2026

Tuition & Fee Approvals

Tuition & Fees	Chancellor Approval	BOT Recommendation or Approval	BOG Approval	BOG Information	Student Involvement Required
MANDATORY					
Tuition	X	X	X		X
Tuition Differentials	X	X	X		X
Mandatory Fees	X	X	X		X
Application Fees	X	X	X		X
Special Fees	X	X	X		X
NON-MANDATORY					
Miscellaneous Fees *	X			X	
Housing	X	X		X	
Dining	X	X		X	
Parking	X	X		X	

Tuition and Fees Committee Roster and Charge

- The Tuition and Fees Committee consists of 12 voting members – 6 students and 6 faculty/staff
- The Tuition and Fees Committee is appointed by the Chancellor to consider **mandatory campus-based tuition and general student fee increases**.
- **What we do NOT consider:** special fees, differential tuition, health insurance fees, housing and meal plans, graduate stipends, or other fees that do not apply university-wide.

What Is Our Goal?

We strive to find the right balance between:

- ✓ **Excellence** in instruction, research, and the student experience
- ✓ **Affordability** for students and families
- ✓ **Sustainability** for our institution



Student Costs vs Inflation

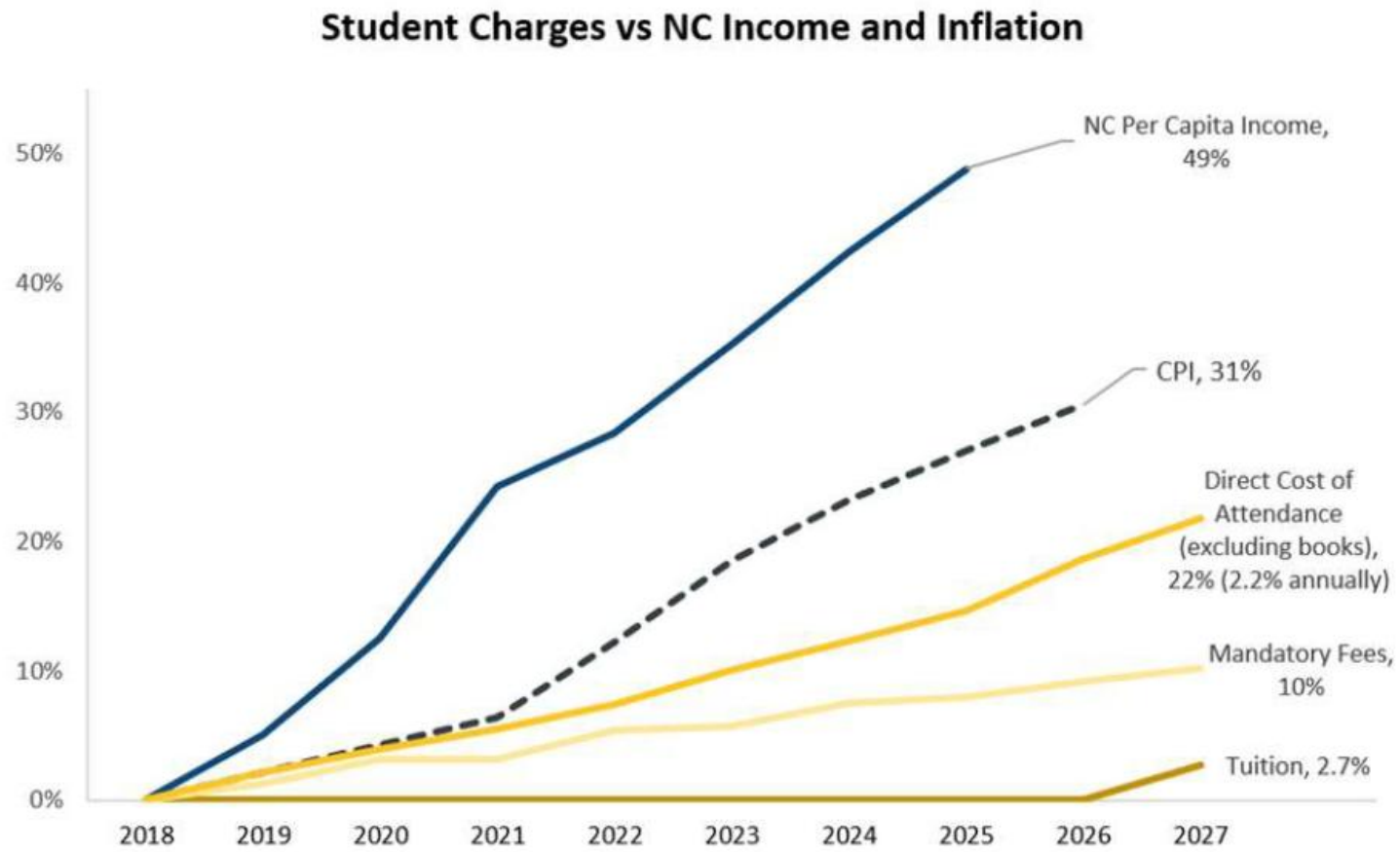

Note:

- *"Tuition" reflects the average change in resident undergraduate tuition, excluding NC Promise*
- *Inflation is measured using the fiscal year average for the CPI-U (excluding food and energy).*

Reducing Student Debt

- Student Debt at Graduation fell by an average of 39% for both first-time students and transfer students.
- Students who graduated in FY25 had an average debt savings of $7,000 relative to their FY20 peers.

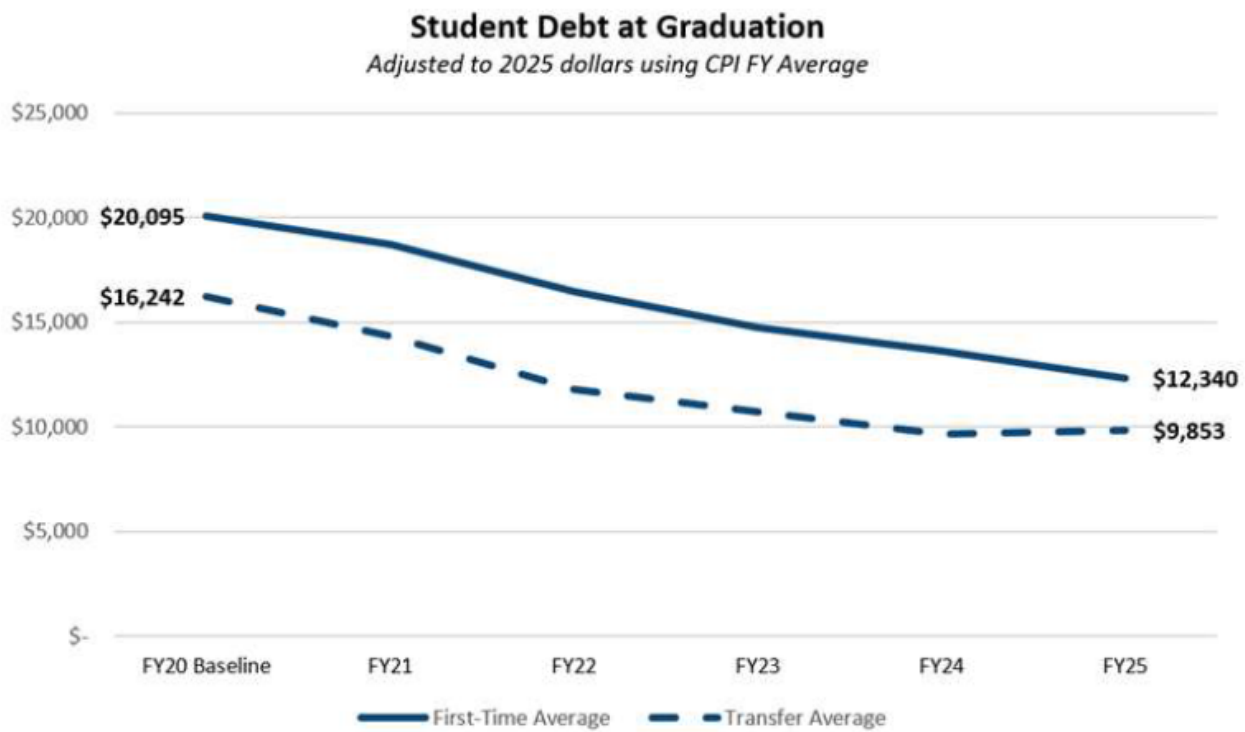

Undergraduate In-State Tuition: UNCG Proposed 2027-28 vs. Others 2026-27 Rates + 3%

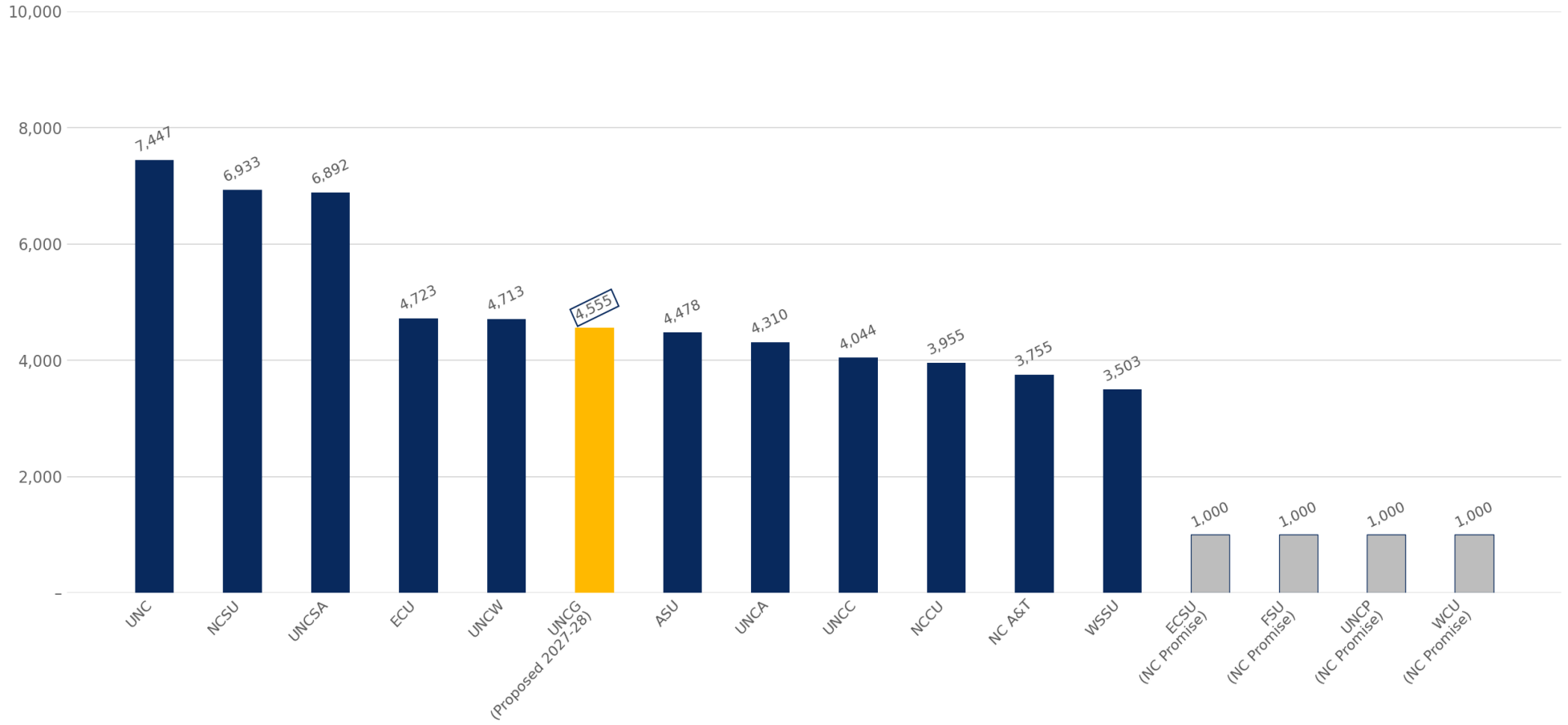

Source: UNC System Office 2026–27 approved tuition rate sheets; 2027–28 comparison assumes +3% for other schools. NC Promise undergraduate tuition held at $1,000 resident / $8,000 nonresident. UNCG held at 2026–27 rate.

Undergraduate Out-of-State Tuition: UNCG Proposed 2027-28 vs. Others 2026-27 Rates + 3%

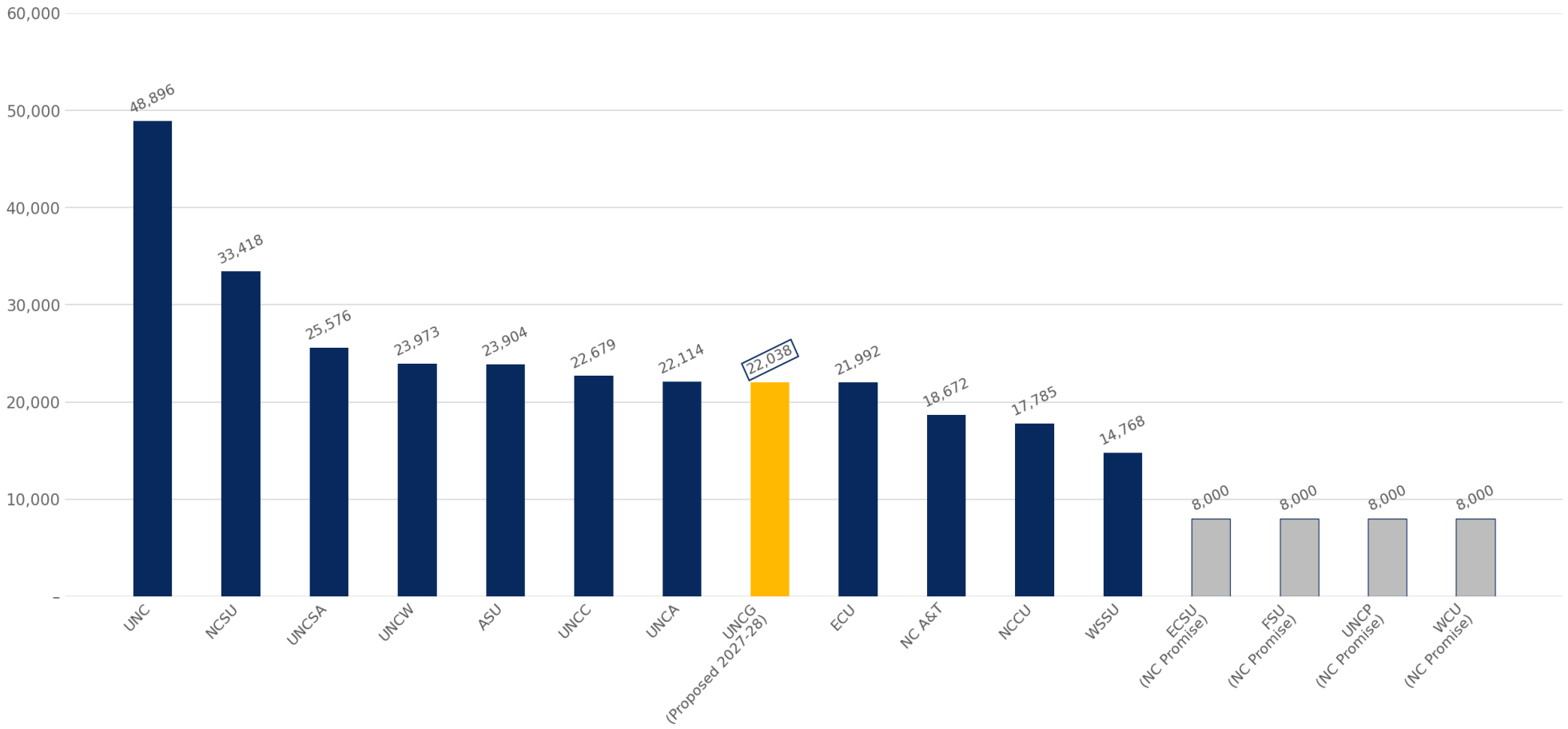

Source: UNC System Office 2026–27 approved tuition rate sheets; 2027–28 comparison assumes +3% for other schools. NC Promise undergraduate tuition held at $1,000 resident / $8,000 nonresident. UNCG held at 2026–27 rate.

Graduate In-State Tuition: UNCG Proposed 2027-28 vs. Others 2026-27 Rates + 3%

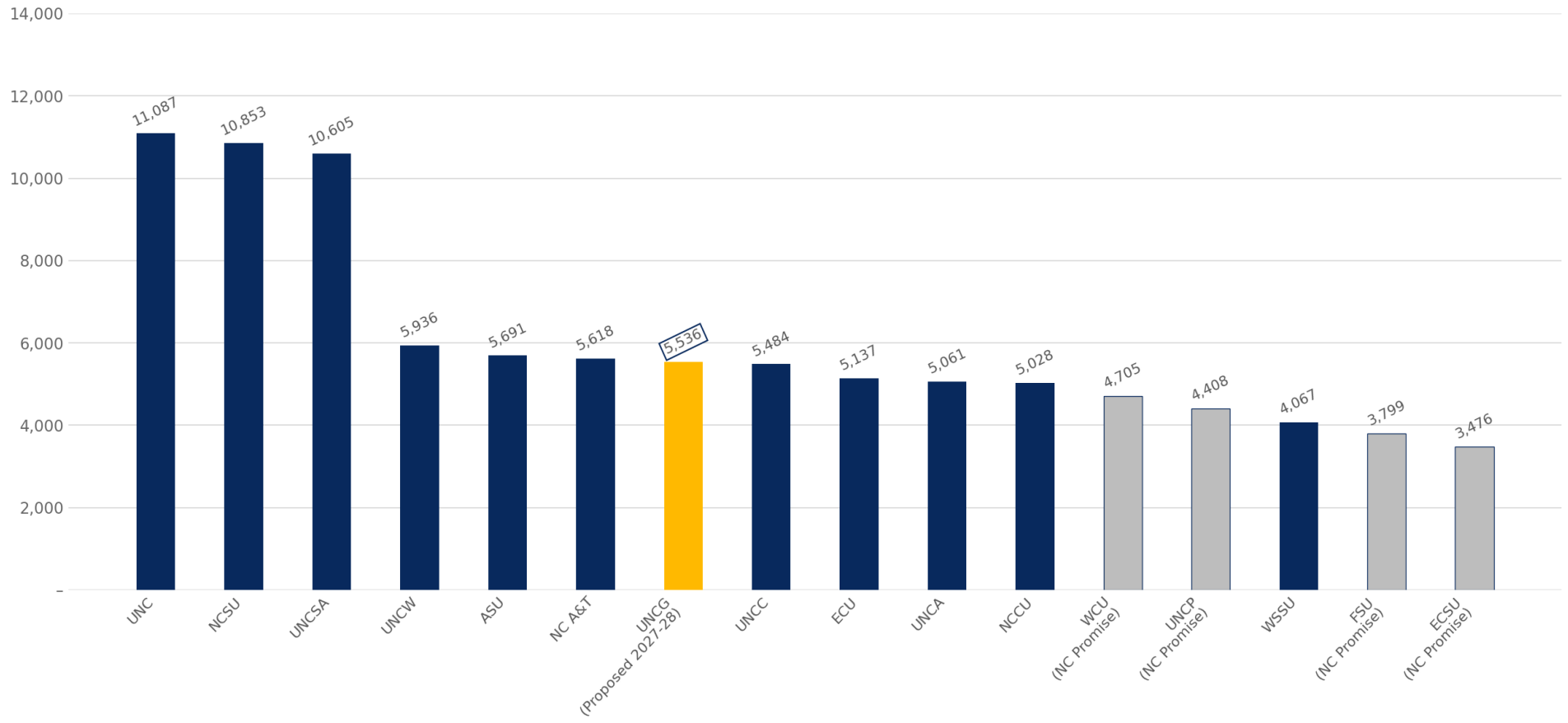

Source: UNC System Office 2026–27 approved tuition rate sheets; 2027–28 comparison assumes +3% for other schools. NC Promise graduate tuition also increased 3%. UNCG held at 2026–27 rate.

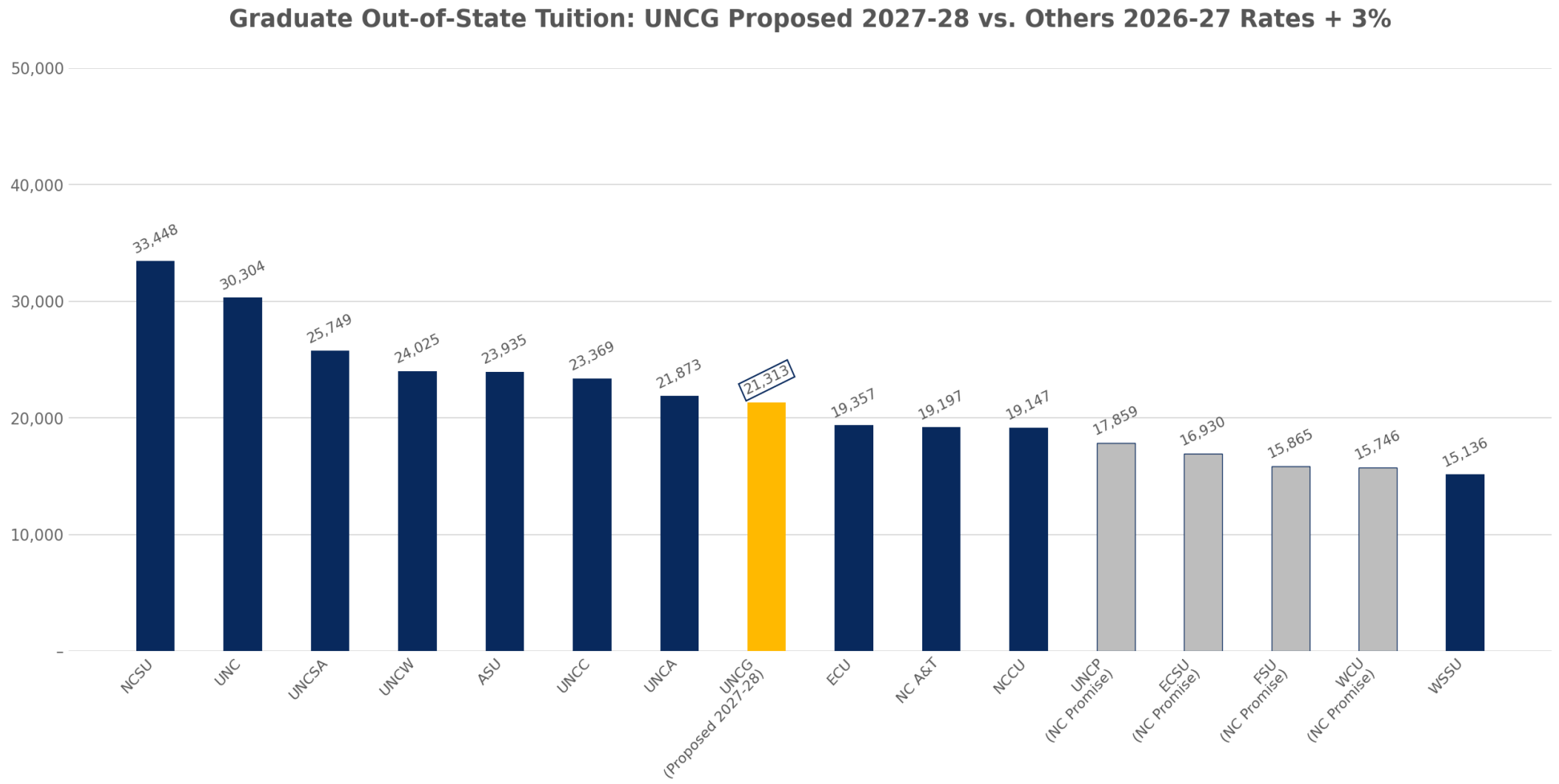

Source: UNC System Office 2026–27 approved tuition rate sheets; 2027–28 comparison assumes +3% for other schools. NC Promise graduate tuition also increased 3%. UNCG held at 2026–27 rate.

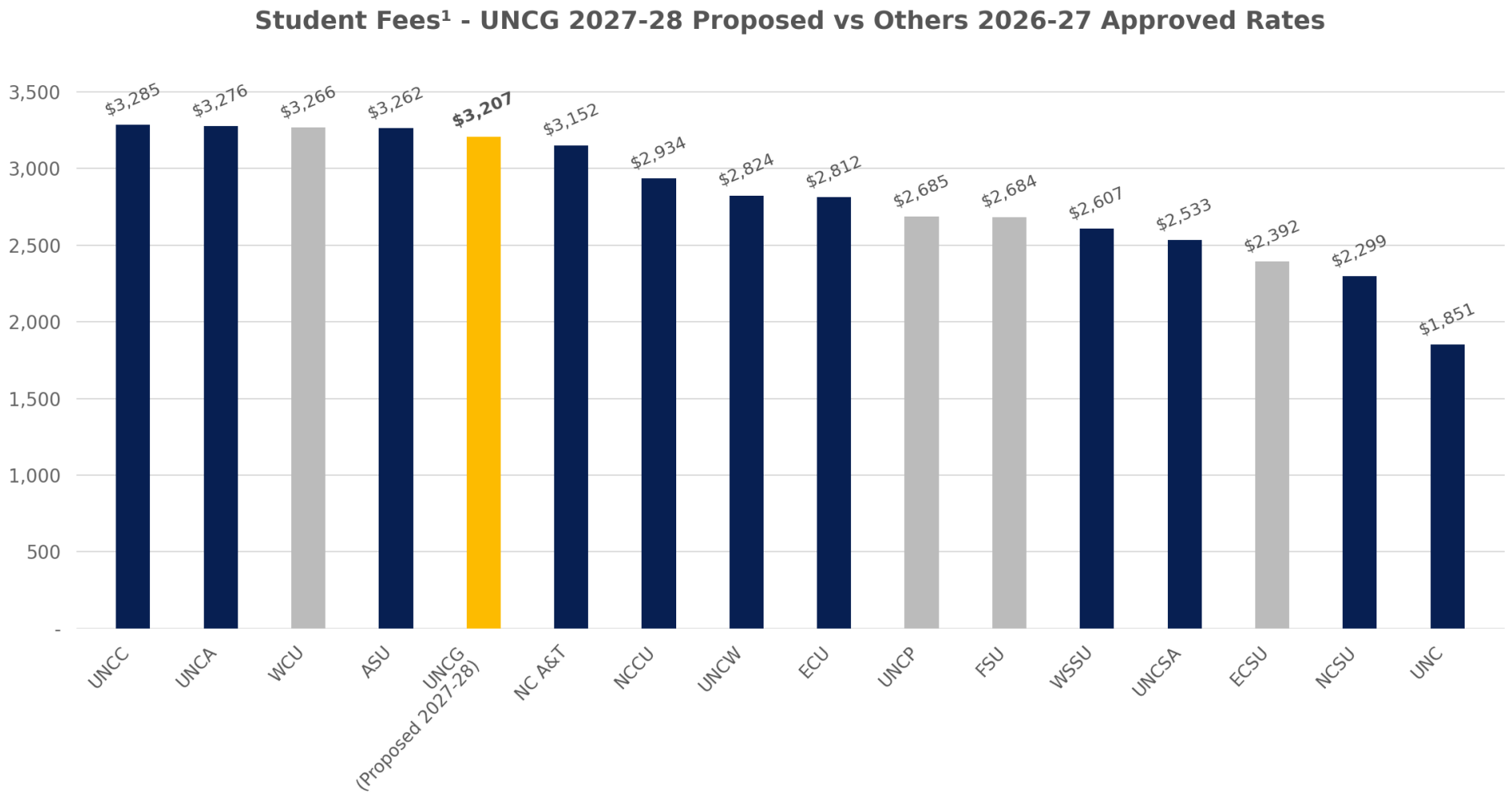

Source: UNC System Office tuition and fees data set for 2026-27 approved rates; UNCG 2027-28 proposed fees.

(1) Student fees include Athletics, Student Activities, Health Services, Education & Technology, Student Facilities (debt service), Campus Security, and Student Government fees. UNCG proposal increases Education & Technology Fee by 4.5% only.

UNCG First-Time In College Student Debt

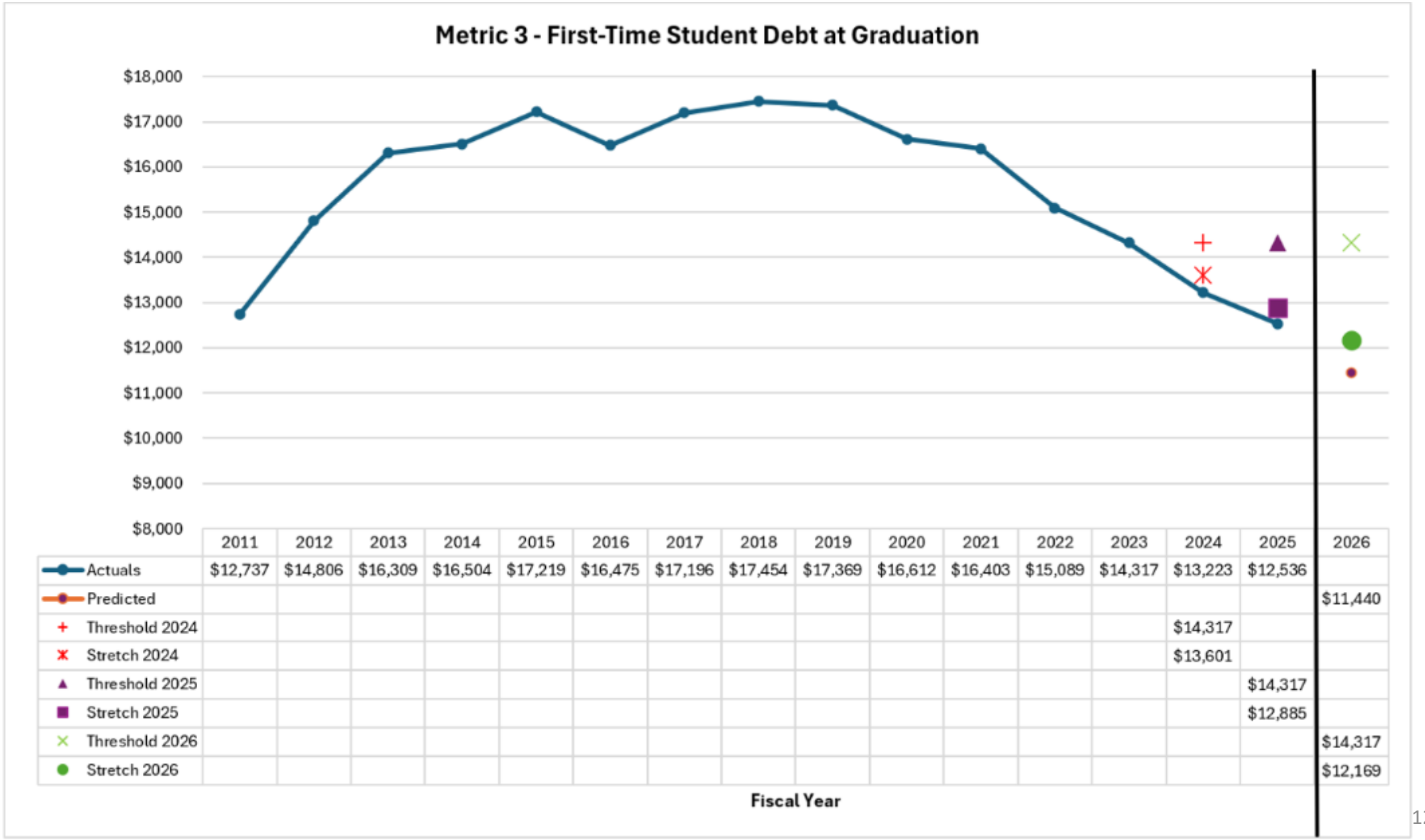

	2011	2012	2013	2014	2015	2016	2017	2018	2019	2020	2021	2022	2023	2024	2025	2026
Actuals	$12,737	$14,806	$16,309	$16,504	$17,219	$16,475	$17,196	$17,454	$17,369	$16,612	$16,403	$15,089	$14,317	$13,223	$12,536	
Predicted																$11,440
Threshold 2024														$14,317		
Stretch 2024														$13,601		
Threshold 2025															$14,317	
Stretch 2025															$12,885	
Threshold 2026																$14,317
Stretch 2026																$12,169

UNCG Transfer Student Debt

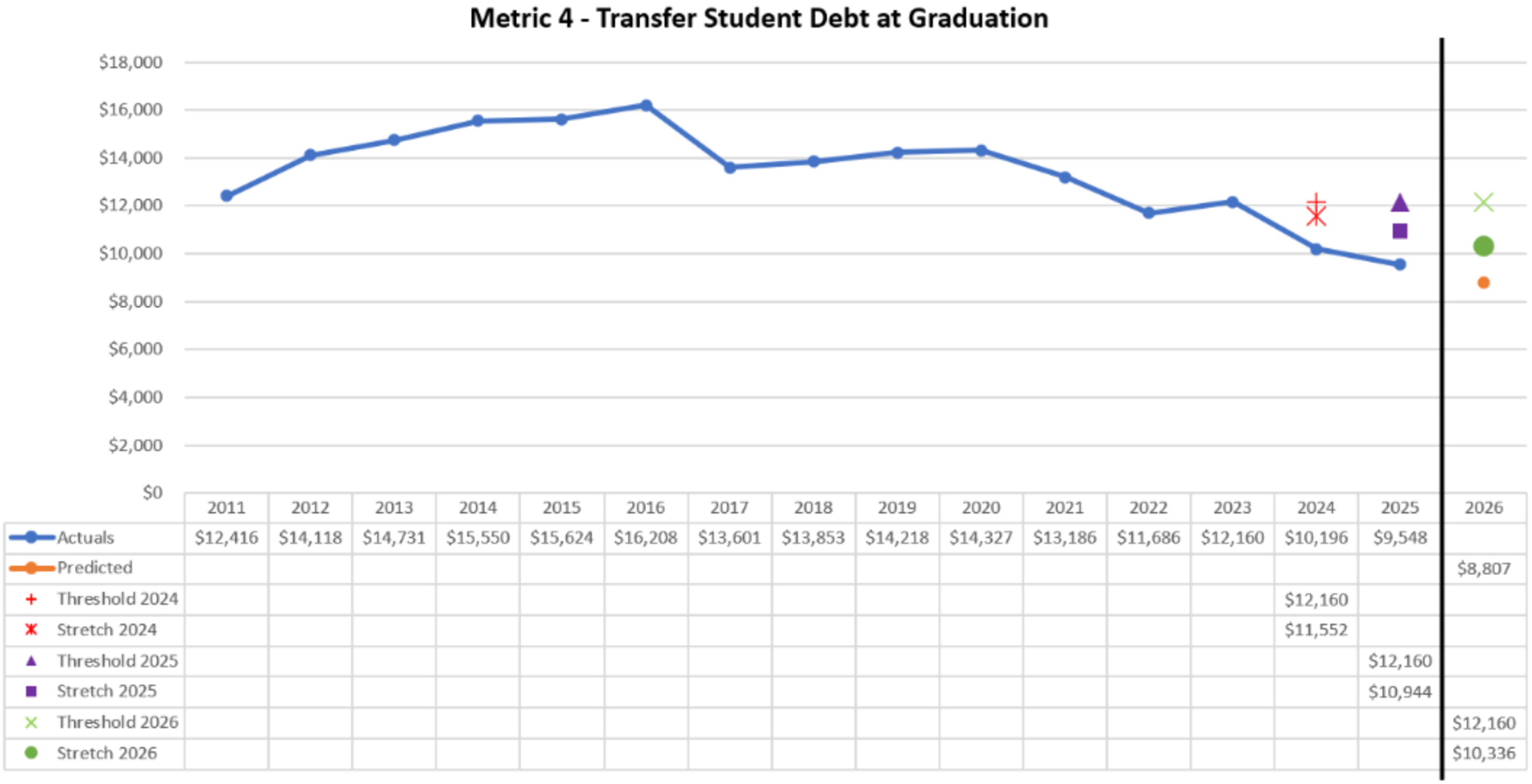

	2011	2012	2013	2014	2015	2016	2017	2018	2019	2020	2021	2022	2023	2024	2025	2026
Actuals	$12,416	$14,118	$14,731	$15,550	$15,624	$16,208	$13,601	$13,853	$14,218	$14,327	$13,186	$11,686	$12,160	$10,196	$9,548	
Predicted																$8,807
Threshold 2024														$12,160		
Stretch 2024														$11,552		
Threshold 2025															$12,160	
Stretch 2025															$10,944	
Threshold 2026																$12,160
Stretch 2026																$10,336

Committee Recommendation for Mandatory Tuition and Fees

Fees	To sustain a secure, modern digital learning environment, we propose a 4.5% adjustment to the Educational & Technology Fee to address unavoidable vendor cost increases, protect student data and to advance AI innovation by maintaining secure, university-supported access to Spartan AI and enterprise tools to foster AI literacy, ethical utilization, and workforce readiness across all disciplines. This represents a total difference of $23 for a full-time student.
In State Tuition	No increase.
Out of State Tuition	No increase.

Dining Fees

Proposed Meal Plan Semester Rates

Meal plan	Description	Current 2026–27	Proposed 2027–28	Increase
All Access Blue (Default and predominant)	Unlimited Fountain View Dining Hall access; 80 Blue Spartan Meals; 16 Gold Spartan Meals; $350 Flex Dollars; 5 guest meal swipes.	$2,462	$2,536	$74 3.0%
New All Access Gold	Unlimited Fountain View Dining Hall access; 48 Blue Spartan Meals; 64 Gold Spartan Meals; $450 Flex Dollars; 5 guest meal swipes; **new daily beverage package.**		$3,054	New
All Access Silver	Unlimited Fountain View Dining Hall access; $250 Flex Dollars; 5 guest meal swipes.	$2,207	$2,273	$66 3.0%
Spartan Eats	10 weekly interchangeable swipes; 6 Blue Spartan Meals; 4 Gold Spartan Meals; $550 Flex Dollars.	$2,662	$2,742	$80 3.0%
Housing Resident Assistant Plan	45 meals per semester in Fountain View Dining Hall; 10 Blue Spartan Meals; 10 Gold Spartan Meals; $850 Flex Dollars.	$1,282	$1,282	$0 0.0%

Rates exclude the applicable NC sales tax of 6.75%. Dollar rates are rounded to the nearest dollar; percentage changes reflect those rounded rates.

- Existing meal plans increase by 3%.
- New All Access Plan includes daily beverage package. Requested by students as optional plan.
- If meal plan sales volume and the mix of plans purchased remain consistent with the current year, the new rates are projected to generate approximately $835,000 in additional annual revenue.
- This revenue would help offset rising food, fuel, insurance, and utility costs while supporting continued dining services.

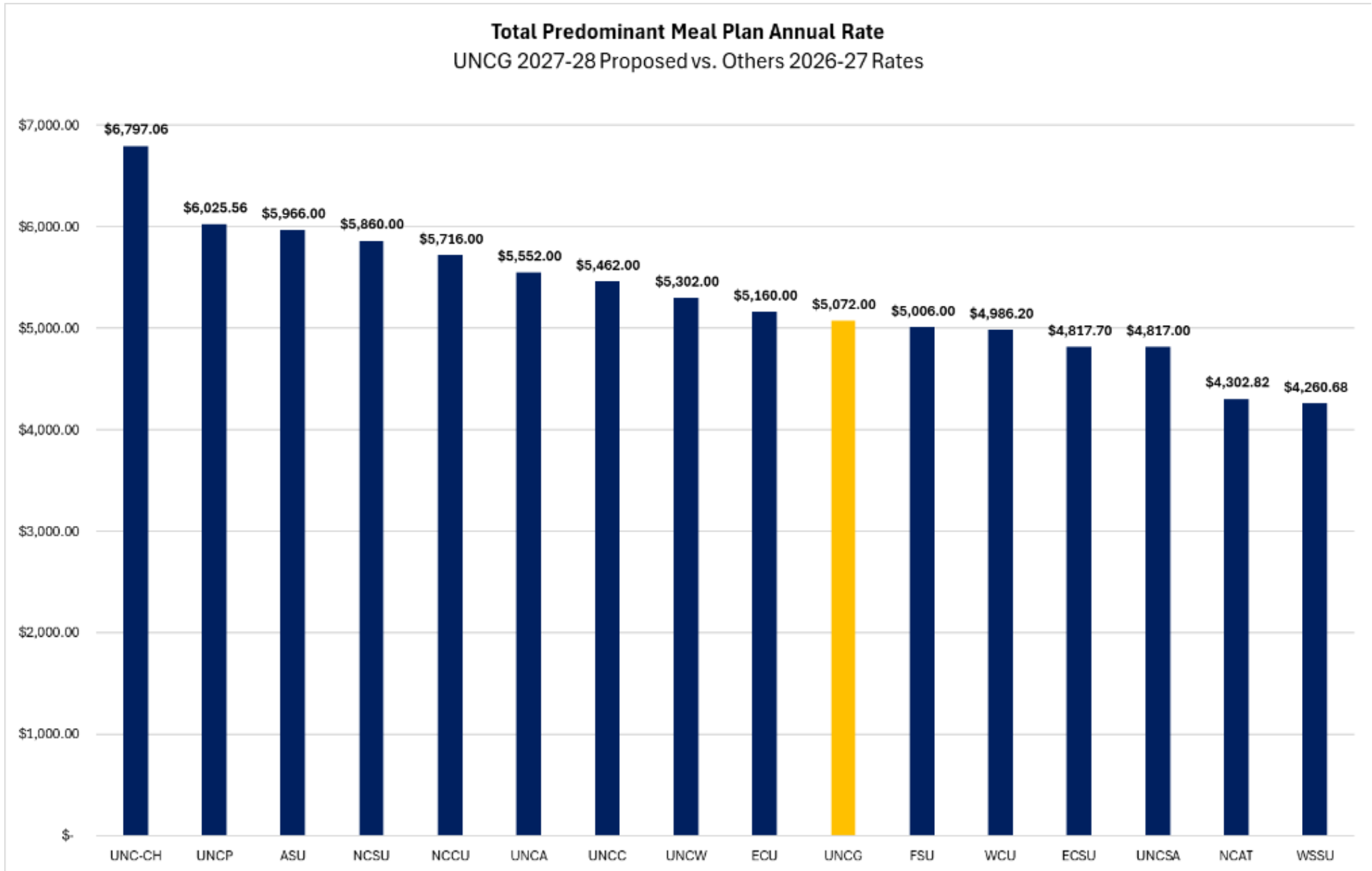

This comparison provides the current price context for the proposal. Other institutions' 2027–2028 rates are not included.

Housing Fees

	Current 2026-27 Rates	Proposed 2027/28 Rates	Percent Change	Dollar Amount Increase
Traditional Building				
Traditional Double	$ 6,433	$ 6,613	2.8%	$180
Premium Single	$ 7,810	$ 8,029	2.8%	$219
Quad/Jefferson Suites				
Single	$ 8,680	$ 8,923	2.8%	$243
Double	$ 8,095	$ 8,322	2.8%	$227
Apartments				
Tower Village	$ 7,762	$ 7,979	2.8%	$217
Spring Garden 4 Bed/4Bath	$ 8,803	$ 9,049	2.8%	$246
Spring Garden 2 Bed/1 Bath	$ 9,314	$ 9,575	2.8%	$261
Spartan Village & Lofts on Lee				
4 Bed/4 Bath	$ 8,820	$ 9,261	5%	$441
4 Bed/2 Bath	$8,803	$9,049	2.8%	$246
2 Bed/1 Bath	$ 9,314	$ 9,575	2.8%	$261
2 Bed/2 Bath	$ 9,994	$ 10,274	2.8%	$280
Off-campus Leased 4 Bed/4 Bath	N/A New Rate	$10,274	N/A New Rate	N/A New Rate
RA Room	$ 5,475	$ 5,628	2.8%	153
Summer Single	$ 2,051	$ 2,108	2.8%	$57

Proposed 2027-28 Housing Rates

Rate increase used to offset rising costs for utilities (electricity, water, heating), property insurance, and labor that drive up the fixed cost of operating campus housing.

Housing Fees

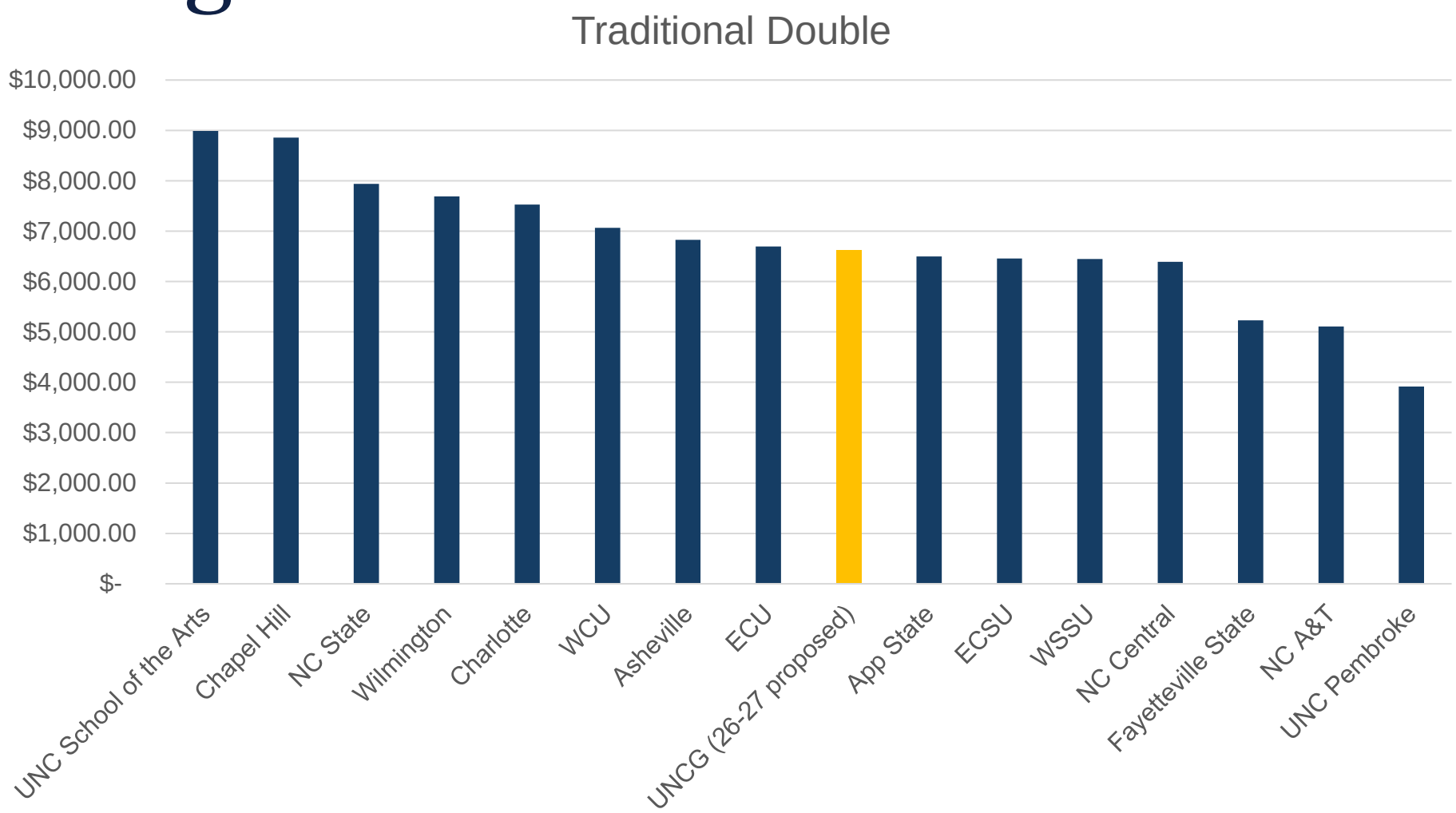

Committee Recommendation for Non-Mandatory Tuition and Fees

Dining Fee	To offset rising food, fuel, insurance, and utility costs while supporting continued dining services, we propose a 3% average increase overall on existing meal plans and the addition of one new meal plan.
Housing Fee	To address rising utility, property insurance, and labor costs associated with operating campus housing, we propose a 2.8% average housing rate increase.