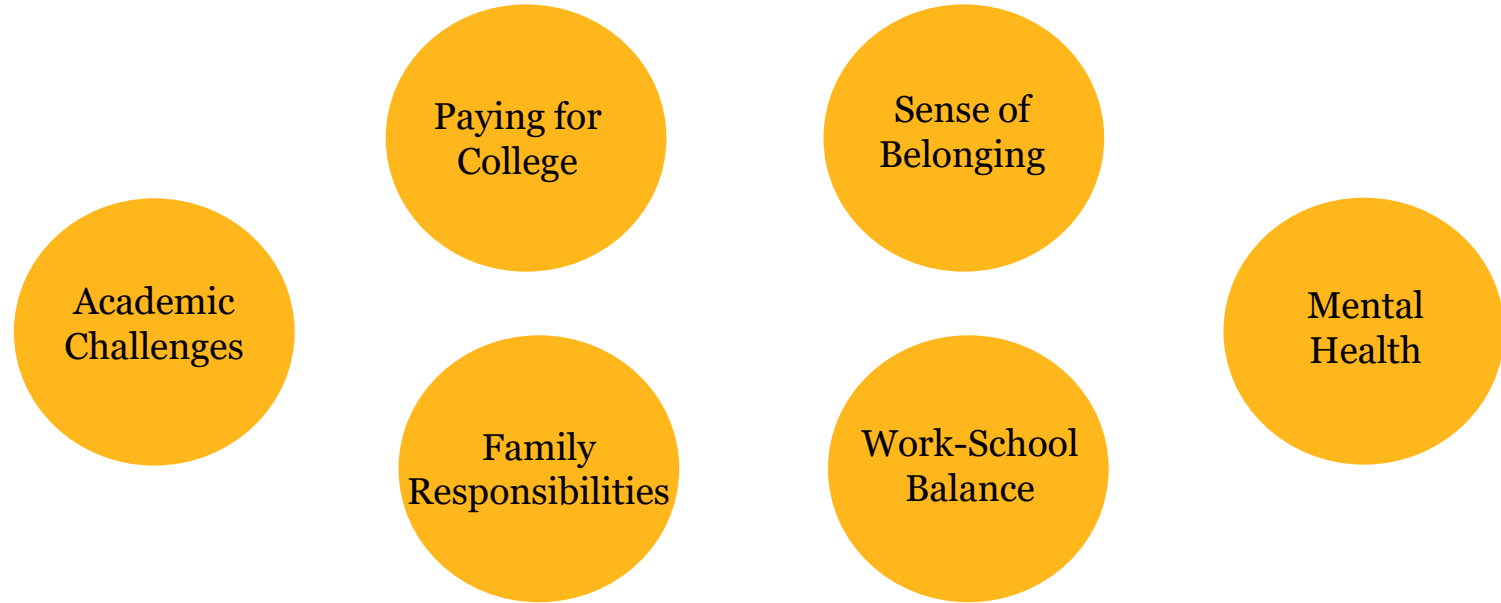


UNCG Integrated Student Success

BOT Academic Affairs Committee
September 28, 2021

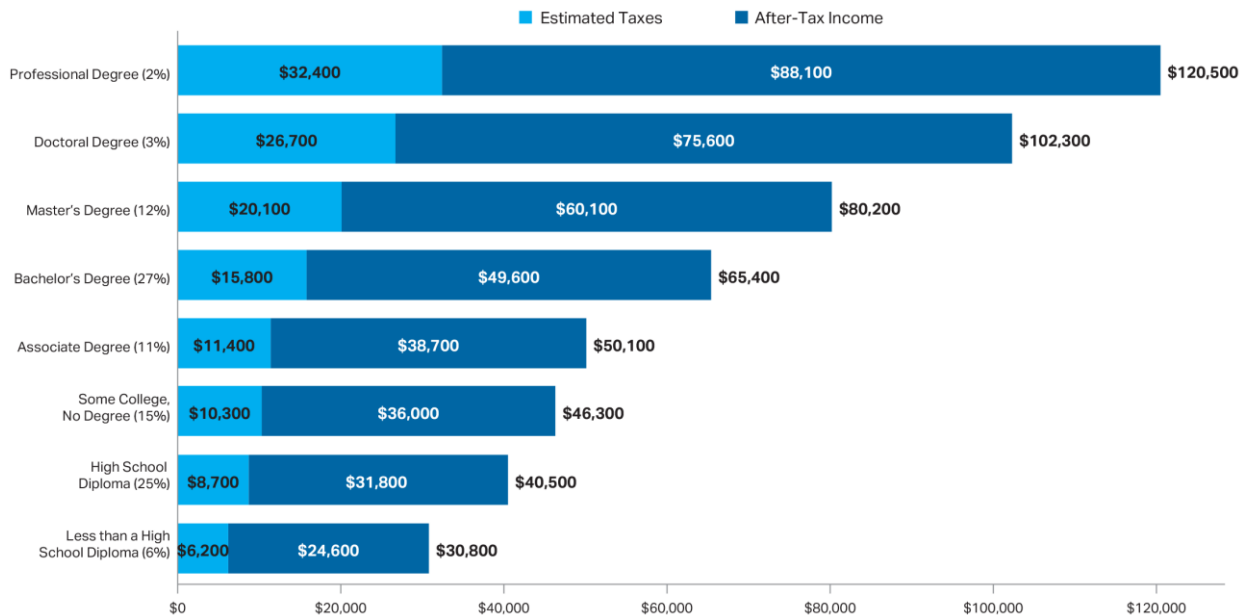
Multiple Reasons for Student Stopouts



Since 2016, 8,146 students in good academic standing have stopped out of UNCG

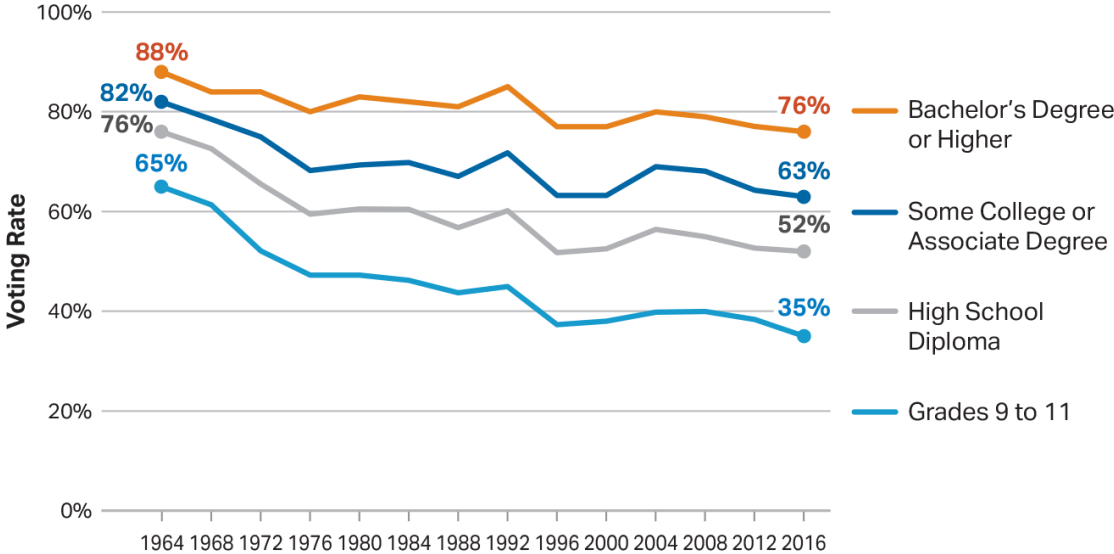
71% of UNCG dropouts did not go to another institution

Median Earnings and Tax Payments of Full-Time Year-Round Workers Age 25 and Older, by Education Level, 2018



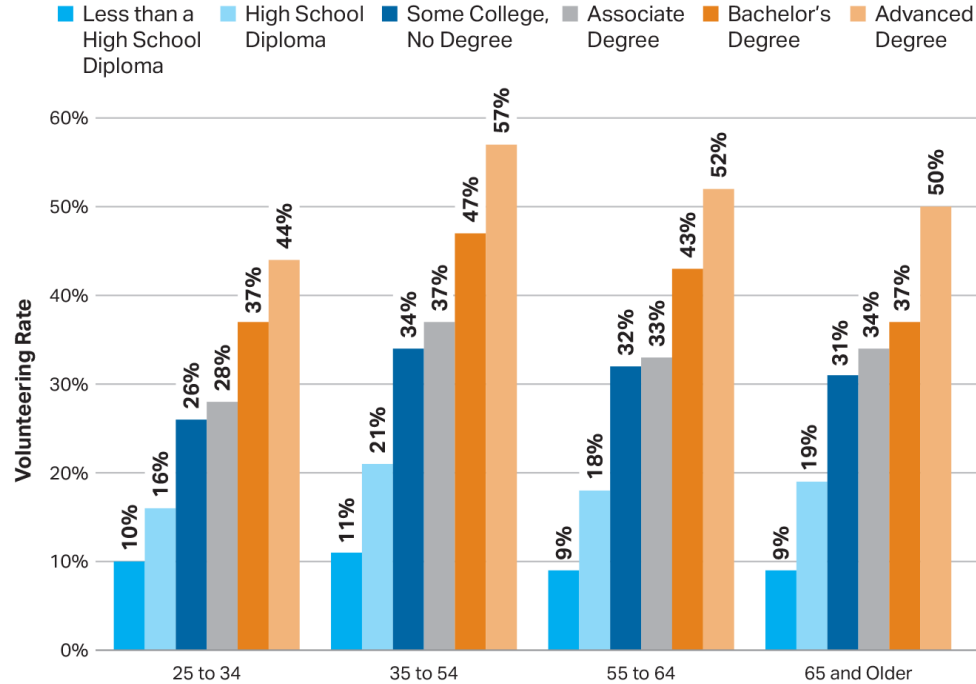
SOURCE: The College Board, *Education Pays 2019*, Figure 2.1

Voting Rates Among U.S. Citizens During Presidential Elections, by Education Level, 1964 to 2016



SOURCE: The College Board, *Education Pays 2019*, Figure 2.23B

Percentage of Individuals Age 25 and Older Who Volunteered, by Age and Education Level, 2018



SOURCE: The College Board, *Education Pays 2019*, Figure 2.22B

The Business Case for Retention

In-State Undergraduate

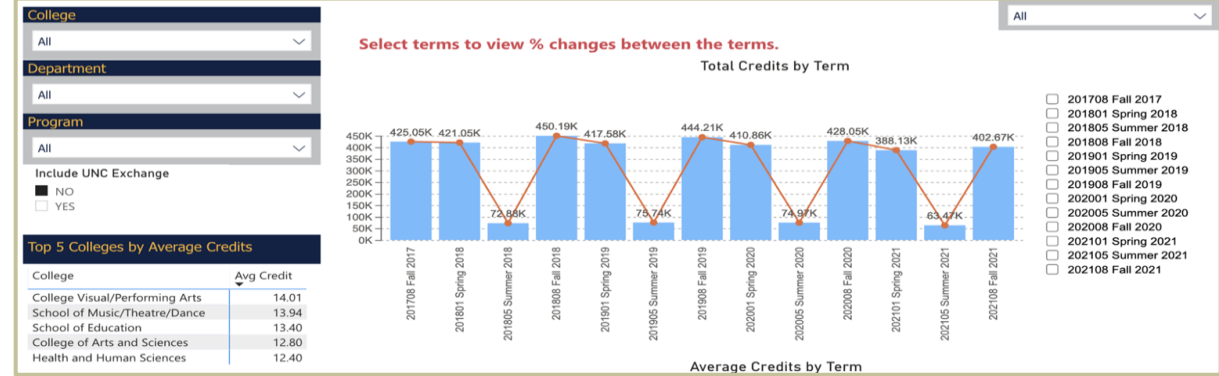
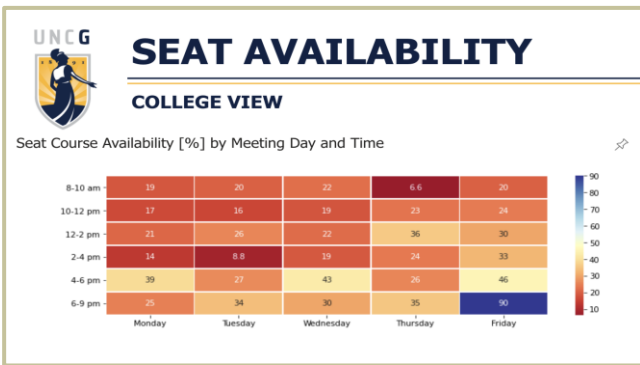
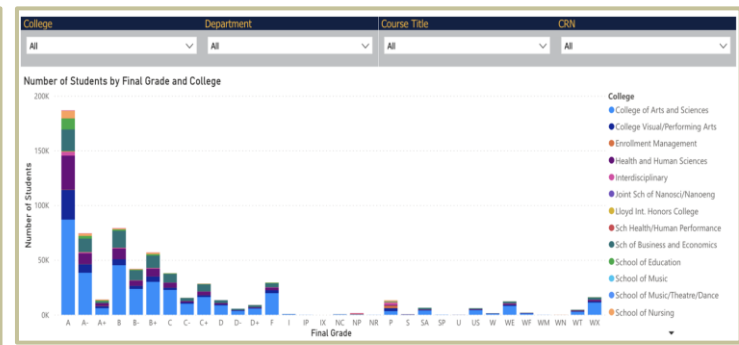
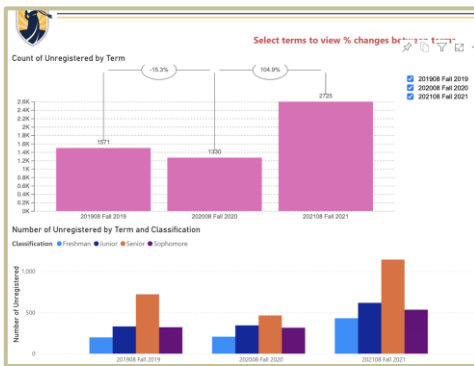
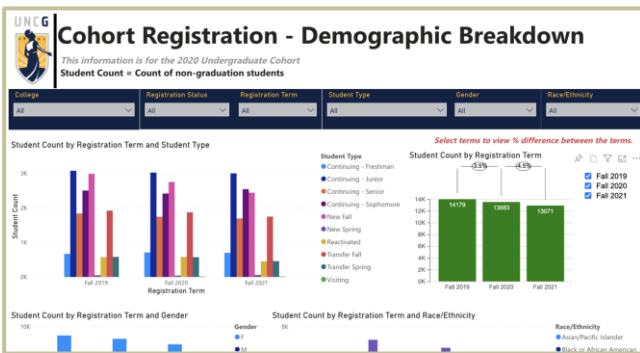
Tuition/Fees:	\$8,467.75 per commuter student
Room:	\$5,626.00
Board:	\$3,588.00
Total:	\$17,681.75 per residential student

Commuter Student Retention Impact

Retention of additional 50 students:	\$423,387.50
Retention of additional 200 students:	\$1,693,550.00
Retention of additional 500 students:	\$4,233,875.00

Residential Student Retention Impact

Retention of additional 50 students:	\$884,087.50
Retention of additional 200 students:	\$3,536,350.00
Retention of additional 500 students:	\$8,840,875.00



Five Student Success Dashboards

Cohort Registration | Gender Distribution | Unregistered (Continuing) Students | Student Credit Hours | Seat Availability

3 Primary Strategies for 2021-2022



INCREASE UTILIZATION OF
STARFISH EARLY ALERT
AMONG FACULTY AND
ACADEMIC ADVISORS



DEVELOP AN
INTERVENTION PLAN FOR
DFW RATES
IN GATEWAY/INTRO COURSES



MAXIMIZE
ARTICULATED TRANSFER CREDIT
IN GEN ED AND ACADEMIC
PROGRAMS

STARFISH

RETENTION CONCERN FLAG

In collaboration with the Division of Student Success (DOSS)

RAISE THE FLAG
Raise when a student is likely to leave UNCO as a result of transferring, withdrawing, or failing to satisfy UNCO's academic eligibility requirements (according to the university's Academic Standing policy).

SUPPORT RETENTION EFFORTS
Help UNCO gather data on why students leave the university & make more accurate retention predictions from year to year.

KEEP UNCO IN THE LOOP
Allow advisors and support staff to remain informed on the factors & influences that shaped students' academic success.

ENHANCE STUDENT SUCCESS
Help the university improve its support of at-risk students. Flags are monitored by staff in the Office of New Student Transitions & First Year Experience.

STRENGTHEN EARLY ALERT
Help UNCO expand its use of the Starfish EARLY ALERT system to grow it into a more comprehensive student success technology.

[STUDENTSFIRST.UNCO.EDU/STARFISH-OVERVIEW](https://studentsfirst.unco.edu/starfish-overview)

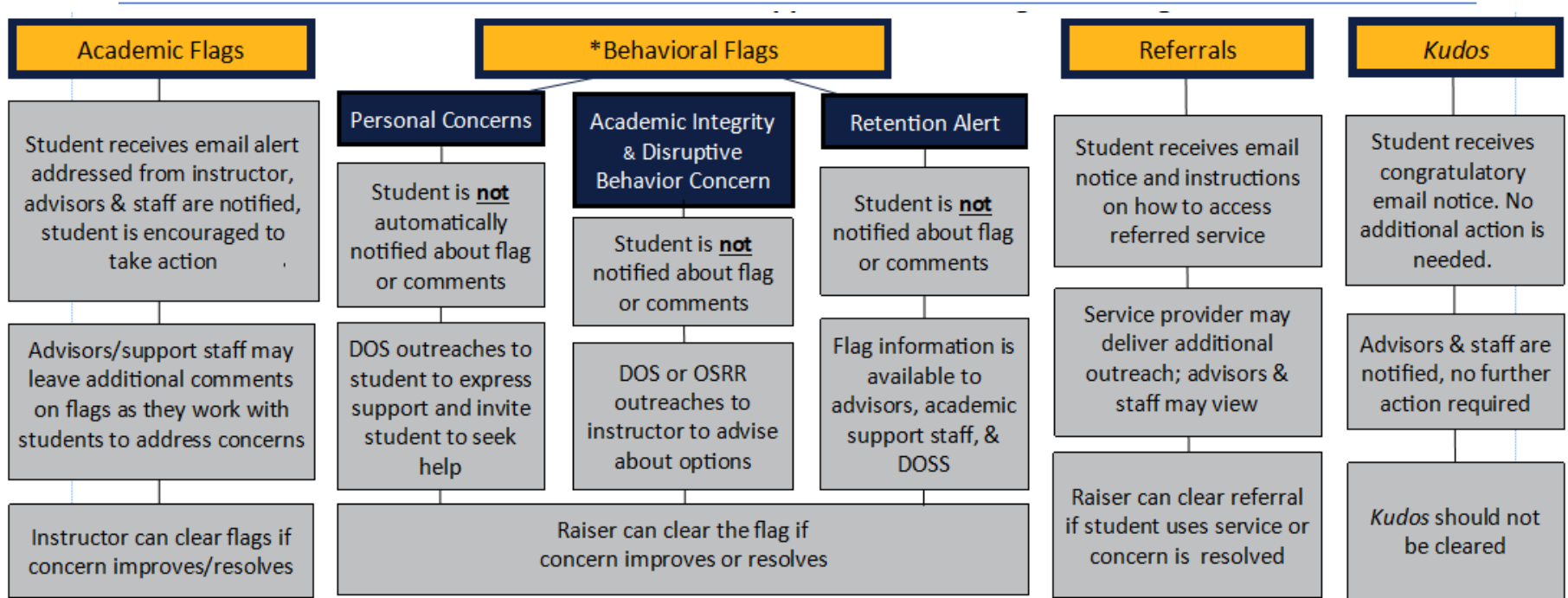
A platform that collects data to provide a complete view of the student to intervene as necessary.

Deans and Department Heads set target for faculty usage of Starfish

College/School advising center staff develop recurring outreach plan for flags

Division of Student Success provides academic support for target populations

Starfish Communication Workflow



Learning & Grades

D: passing, poor performance

F: failure

W: withdraw

US: unsatisfactory

DFW Distributions

Grade	UNCG Fall 20	NC Peers* Fall 20
D	3.15%	1.4%
F	5.28%	2.5%
W	5.03%	2.1%
US	3.32%	—
DFWU	16.78%	6%

* Averaged data for ASU, UNCC, UNCW, and ECU



Deans and Department Heads identify target courses for DFW intervention

Deans and Department Heads develop a multi-prong DFW intervention plan with campus partner support



TRANSFER ARTICULATION: classes taken at other schools will count as credits towards a specific degree when the student transfers to UNCG

Provide school/college specific data on articulated course credit

Deans and department heads develop a transfer articulation plan supporting the Common Numbering System (CNS)



Student Mental Health: The Current State of Play

The prevalence of depression and anxiety among UNCG students is above national norms and has been heightened by the pandemic.

71% of students reported higher levels of anxiety due to the pandemic

56% of students reported feeling lonelier due to the pandemic

57% of students felt less connected to UNCG due to the pandemic

Mental health disorders and lack of a sense of belonging hinder educational outcomes, resulting in lower grades, graduation delays, and stop outs.

STUDENT MENTAL HEALTH

Deans and Department Heads establish a structure to increase faculty awareness about mental health and students in distress

Deans and Department Heads foster a culture of care regarding student mental health and belonging



Questions and Dialogue